

# 医療提供体制

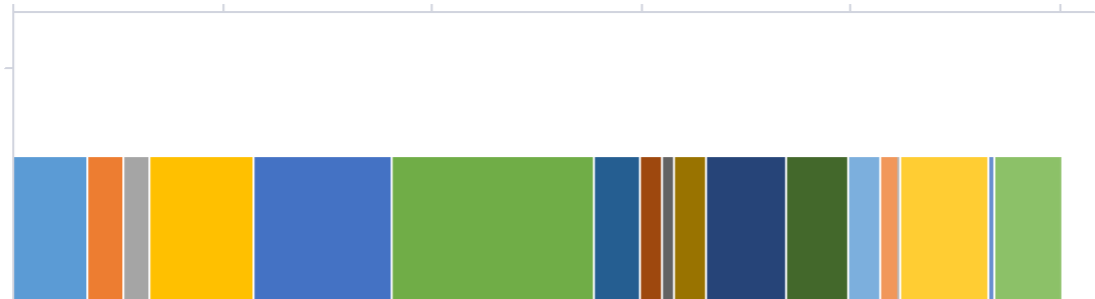
診断群分類MDC別患者数（二次医療圏）

# 診断群分類MDC別患者数 二次医療圏別 2022年度

患者比率

0% 20% 40% 60% 80% 100%

2101岐阜



2102西濃



2103中濃



2104東濃



2105飛騨



患者数

0 20,000 40,000 60,000 80,000

色の基準:

- MDC01
- MDC02
- MDC03
- MDC04
- MDC05
- MDC06
- MDC07
- MDC08
- MDC09
- MDC10
- MDC11
- MDC12
- MDC13
- MDC14
- MDC15
- MDC16
- MDC17
- MDC18

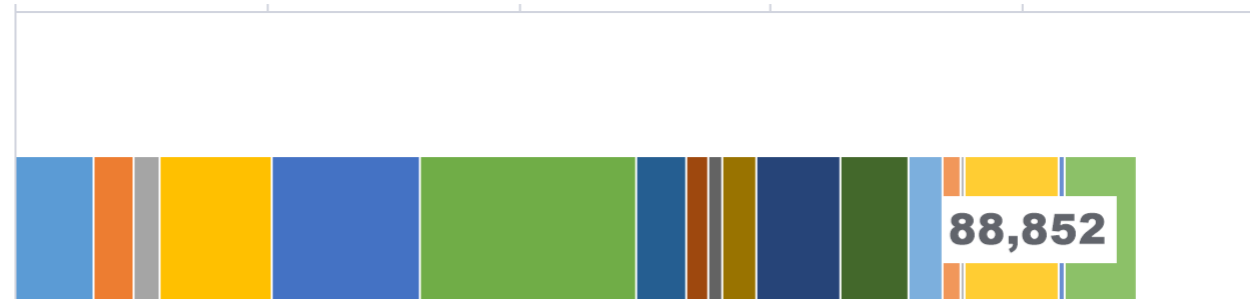
88,852

27,553

27,512

31,427

13,263

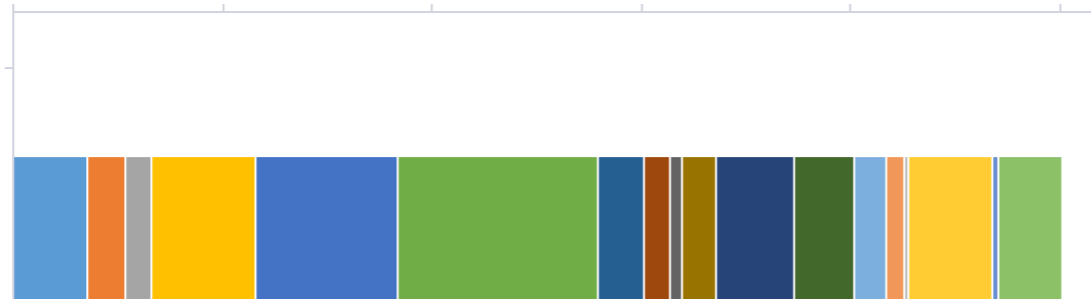


# 診断群分類MDC別患者数 二次医療圏別 2021年度

患者比率

0% 20% 40% 60% 80% 100%

2101岐阜



2102西濃



2103中濃



2104東濃



2105飛騨



患者数

0 20,000 40,000 60,000 80,000 100,000

色の基準:

- MDC01
- MDC02
- MDC03
- MDC04
- MDC05
- MDC06
- MDC07
- MDC08
- MDC09
- MDC10
- MDC11
- MDC12
- MDC13
- MDC14
- MDC15
- MDC16
- MDC17
- MDC18

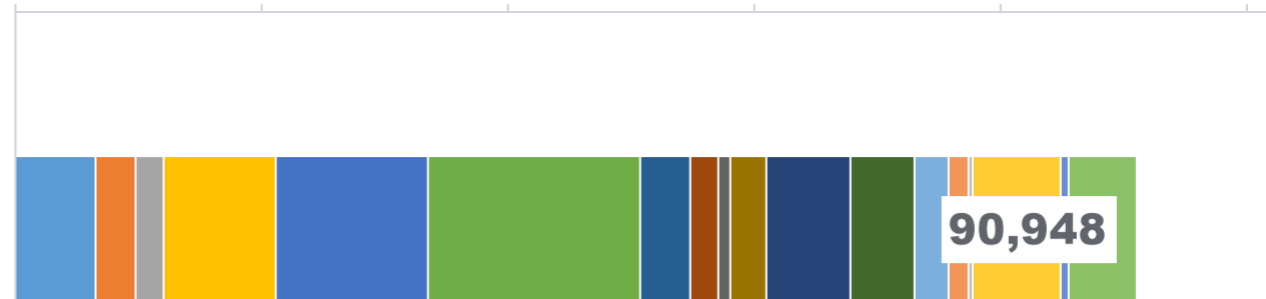
90,948

31,076

27,948

33,585

13,595

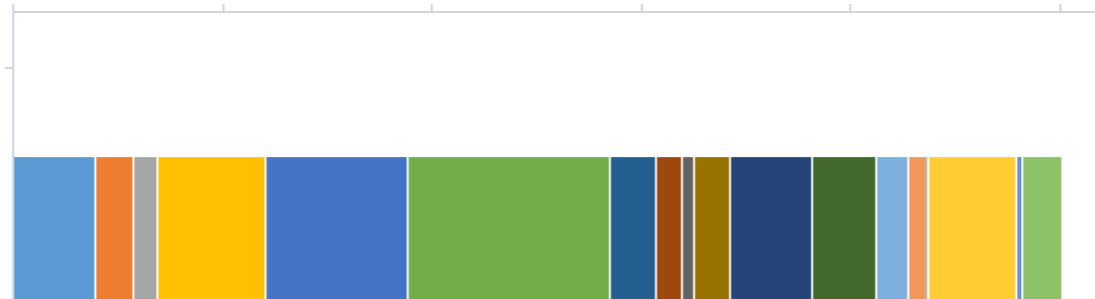


# 診断群分類MDC別患者数 二次医療圏別 2020年度

患者比率

0% 20% 40% 60% 80% 100%

2101岐阜



2102西濃



2103中濃



2104東濃



2105飛騨



患者数

0 20,000 40,000 60,000 80,000

色の基準:

- MDC01
- MDC02
- MDC03
- MDC04
- MDC05
- MDC06
- MDC07
- MDC08
- MDC09
- MDC10
- MDC11
- MDC12
- MDC13
- MDC14
- MDC15
- MDC16
- MDC17
- MDC18

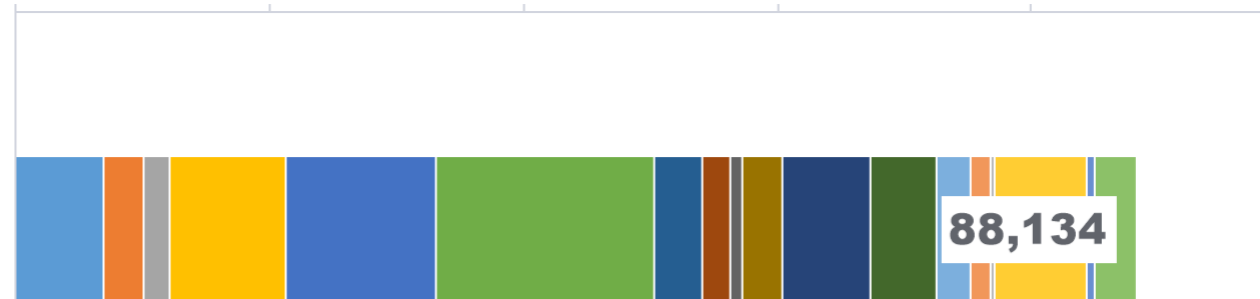
88,134

29,358

28,565

31,664

13,773



# 診断群分類MDC別患者数 二次医療圏別 2019年度

患者比率

0% 20% 40% 60% 80% 100%

2101岐阜



2102西濃



2103中濃



2104東濃



2105飛騨



患者数

0 20,000 40,000 60,000 80,000

色の基準:

- MDC01
- MDC02
- MDC03
- MDC04
- MDC05
- MDC06
- MDC07
- MDC08
- MDC09
- MDC10
- MDC11
- MDC12
- MDC13
- MDC14
- MDC15
- MDC16
- MDC17
- MDC18

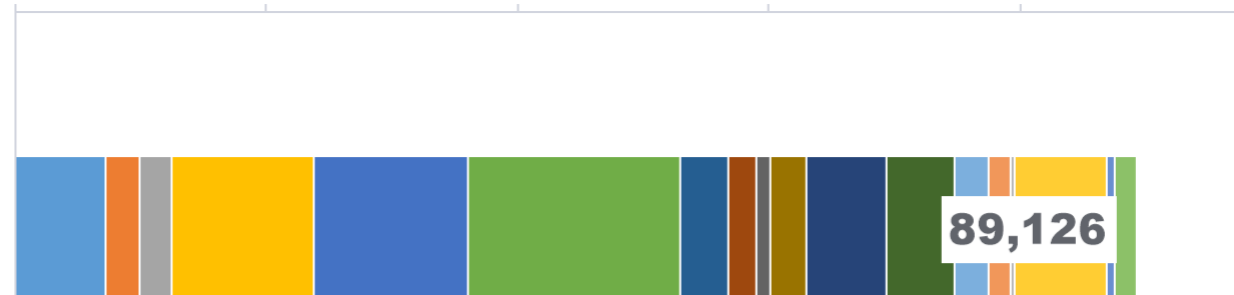
89,126

31,242

32,592

34,924

14,618

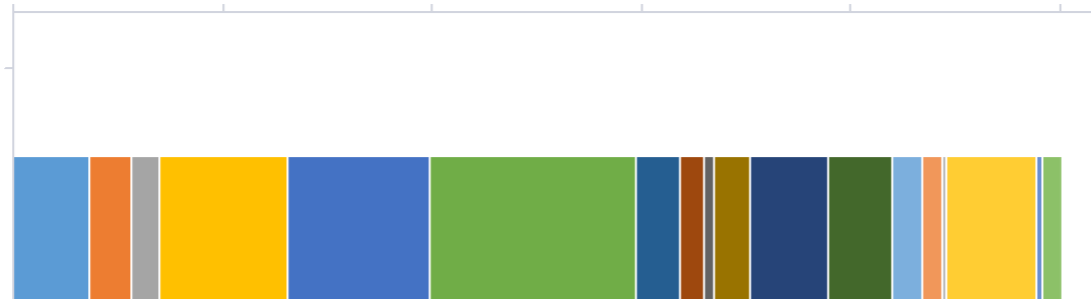


# 診断群分類MDC別患者数 二次医療圏別 2018年度

患者比率

0% 20% 40% 60% 80% 100%

2101岐阜



2102西濃



2103中濃



2104東濃



2105飛騨



患者数

0 20,000 40,000 60,000 80,000 100,000

色の基準:

- MDC01
- MDC02
- MDC03
- MDC04
- MDC05
- MDC06
- MDC07
- MDC08
- MDC09
- MDC10
- MDC11
- MDC12
- MDC13
- MDC14
- MDC15
- MDC16
- MDC17
- MDC18

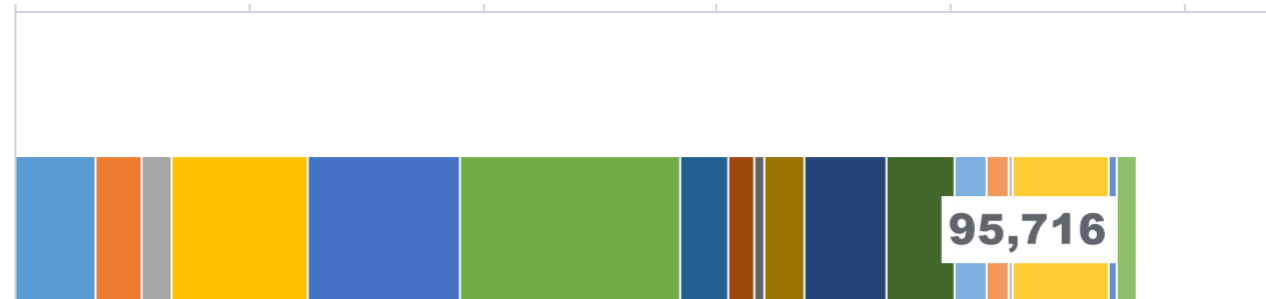
95,716

30,520

32,222

34,434

15,221

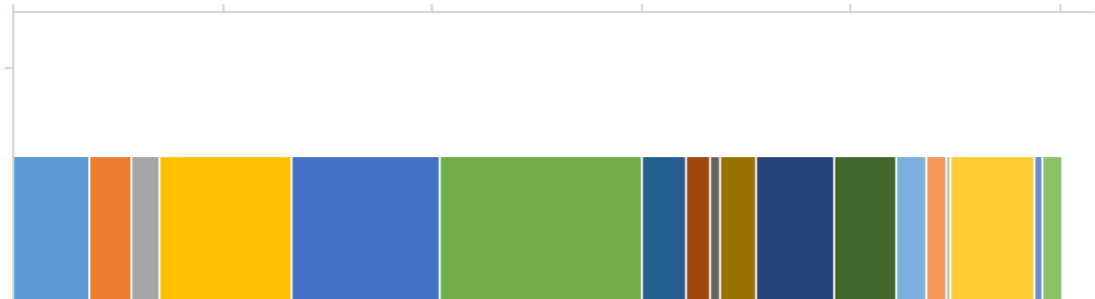


# 診断群分類MDC別患者数 二次医療圏別 2017年度

患者比率

0% 20% 40% 60% 80% 100%

2101岐阜



2102西濃



2103中濃



2104東濃



2105飛騨



患者数

0 20,000 40,000 60,000 80,000 100,000

色の基準:

- MDC01
- MDC02
- MDC03
- MDC04
- MDC05
- MDC06
- MDC07
- MDC08
- MDC09
- MDC10
- MDC11
- MDC12
- MDC13
- MDC14
- MDC15
- MDC16
- MDC17
- MDC18

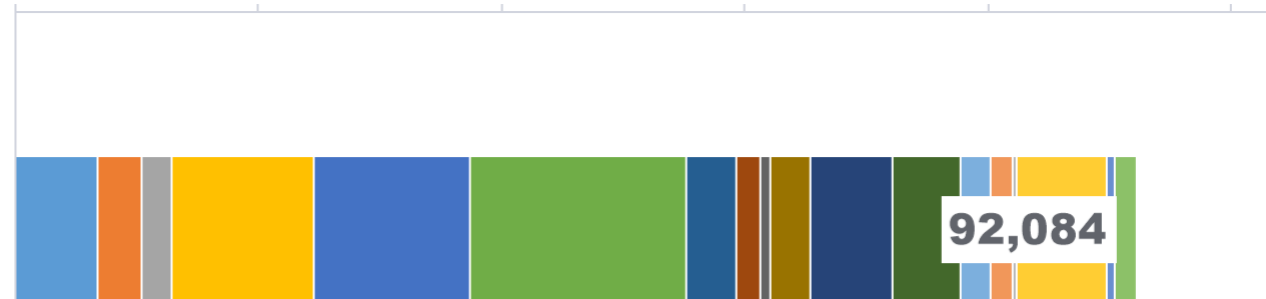
92,084

31,424

30,479

34,763

15,766

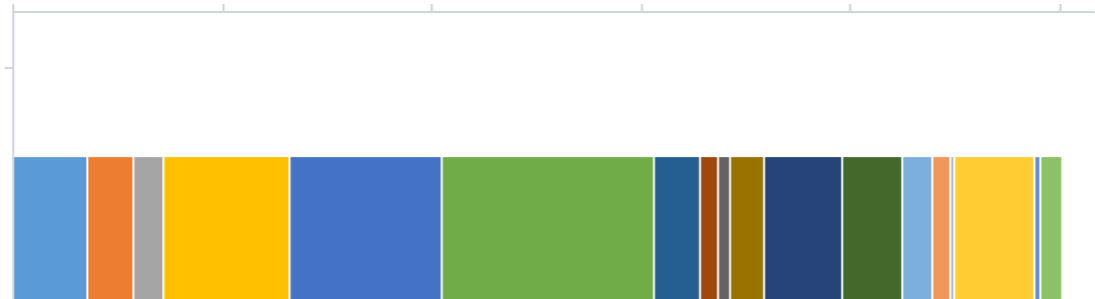


# 診断群分類MDC別患者数 二次医療圏別 2016年度

患者比率

0% 20% 40% 60% 80% 100%

2101岐阜



2102西濃



2103中濃



2104東濃



2105飛騨



患者数

0 20,000 40,000 60,000 80,000

色の基準:

- MDC01
- MDC02
- MDC03
- MDC04
- MDC05
- MDC06
- MDC07
- MDC08
- MDC09
- MDC10
- MDC11
- MDC12
- MDC13
- MDC14
- MDC15
- MDC16
- MDC17
- MDC18

87,724

31,254

29,617

34,045

14,580

