

**Clinical Clerkship  
in Warwick Medical School  
3/5 – 5/31**

Nagoya University  
School of Medicine MS6  
Tatsushi Mizutani

# My Clinical Rotations in Warwick Medical School

All of rotations were done at University Hospital Coventry.

- 3/5-3/30 (4w) Accident & Emergency (A&E)
- 4/2-4/14 (2w) Haematology
- 4/16-5/31(6w) Pathology

# University Hospital Coventry (UHC)

Central NHS Trust Hospital in the West Midlands  
&  
Main Teaching Hospital for Warwick Medical School

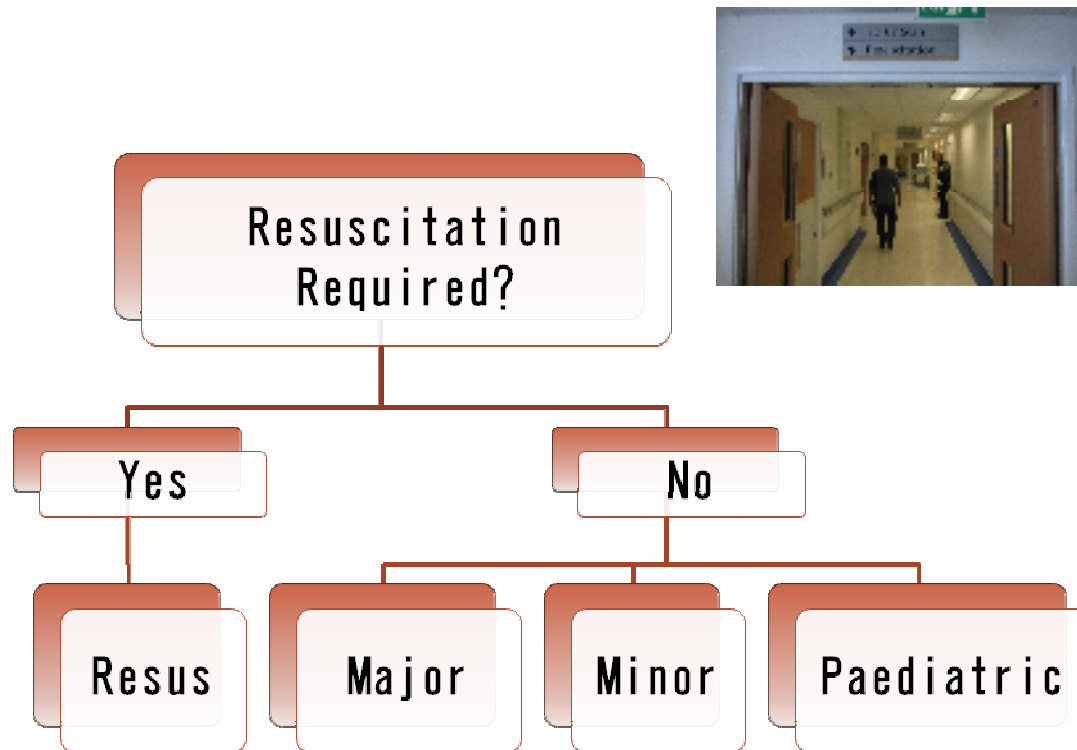


Internationalized  
medical staffs

UK  
India  
Pakistan  
Egypt  
Nigeria  
Romania  
etc

# A & E Department in UHC

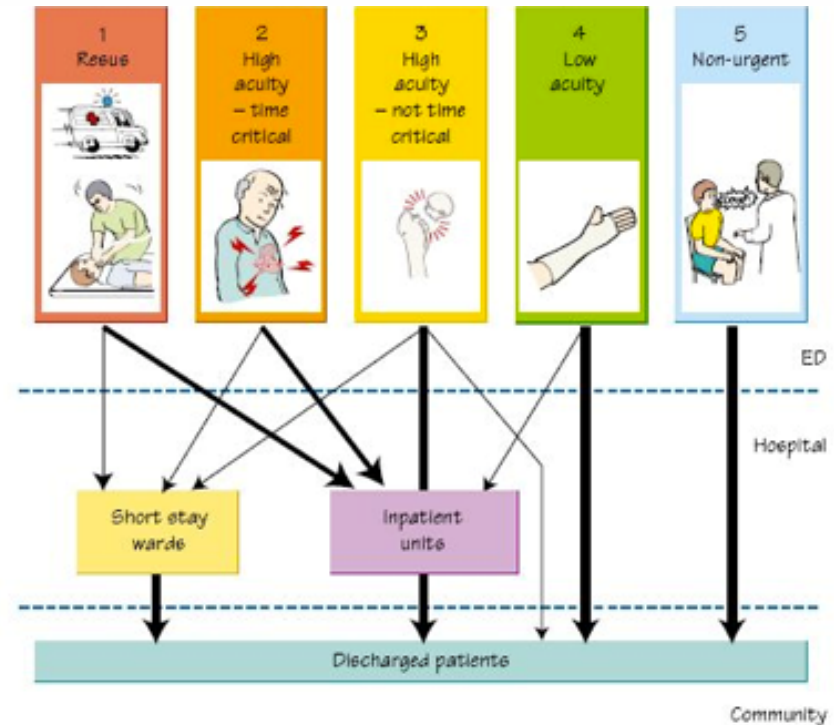
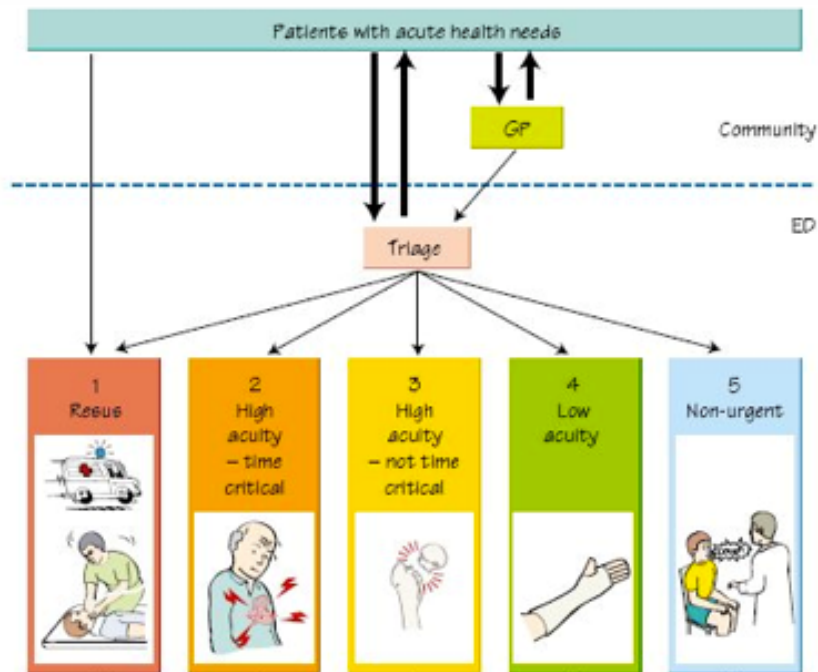
Divided into Resuscitation, Major, Minor and Paediatric



Units	Scales
Resuscitation	8 beds
Major	25 cubicles
Minor	8 cubicles
Paediatric	6 cubicles



# A & E Service in UK



[ Quoted from *Adult Emergency At a Glance*, Wiley-Blackwell, 1st edition (partially modified) ]

- To accept all patients irrespective of referral
- To sort out everyone according to triage
- To rule in/out acute diseases
- To send patients to appropriate places

# Roles given in A&E



Medical interview  
&  
Physical examination

Summarization  
+ suspected problems  
+ a list of needed tests



Going back to see a patient  
with attending



Discussion  
with attending

# Findings in A&E

- A&E connecting to every specialities
- Widely introduced laboratory tests
- Primary care-like Paediatric A&E



With one of my attendings

# UHC snapshots ①

## ~Shops and Restaurants~



# Haematology Department in UHC

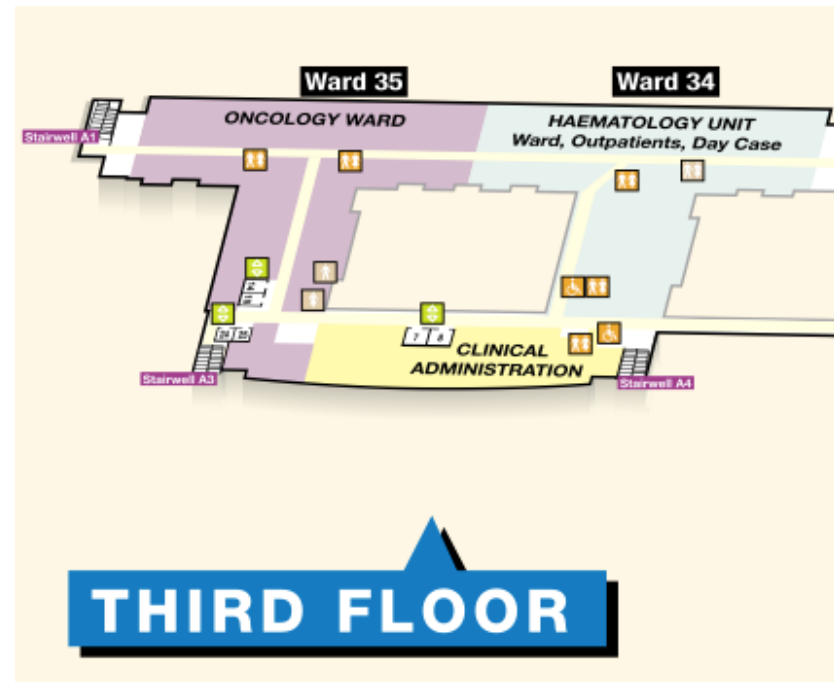
Outpatient clinic and staff rooms are located next to ward.

## □ Outpatients clinic

- ◆ General clinic
- ◆ Special clinic
  - Haemoglobinopathy
  - Coagulopathy

## □ Haematology Ward

mainly for chemotherapy or hematopoietic stem cell transplant.

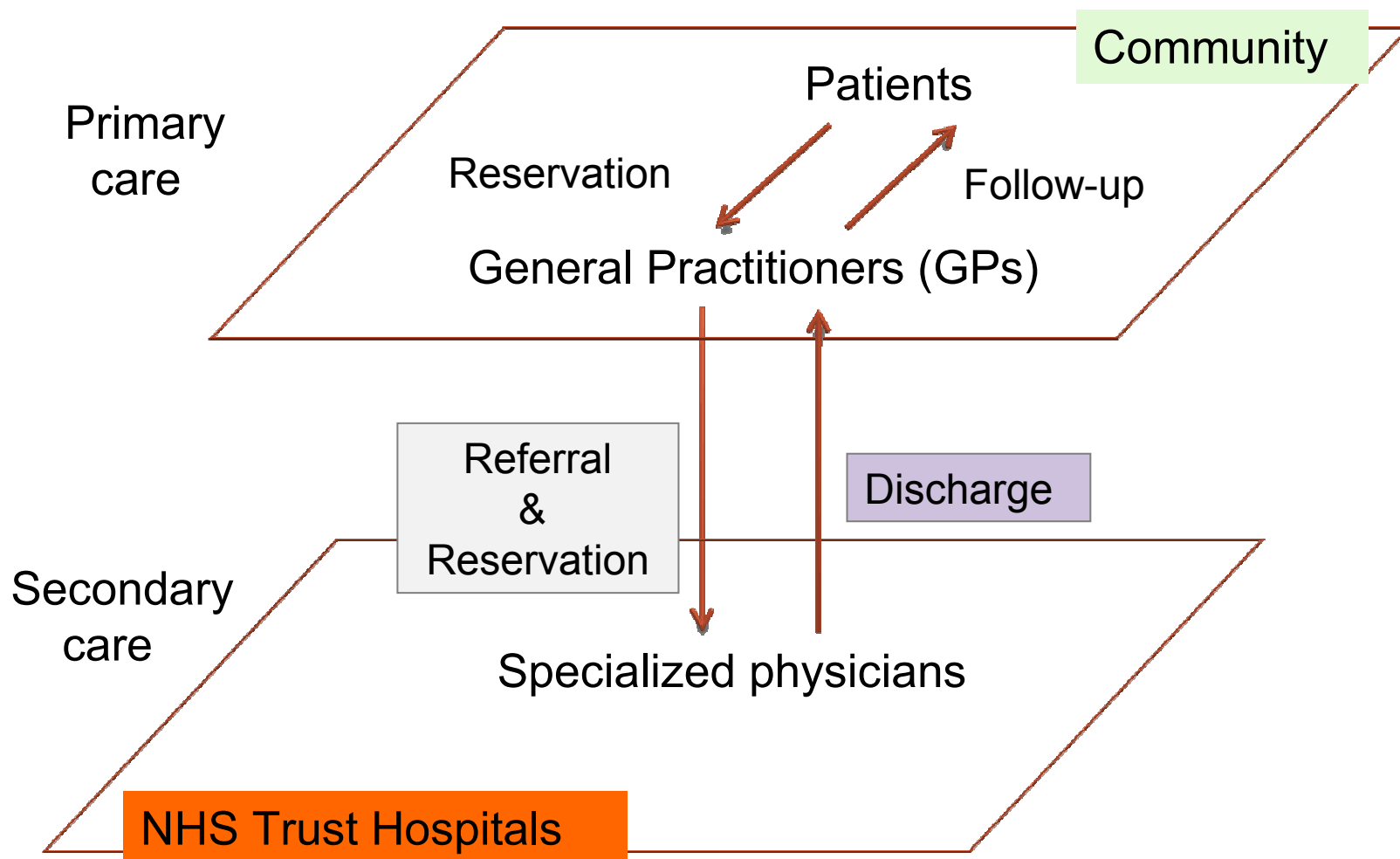




# GPs and specialists in UK ①

## ~ Patient referral system ~

Referral from GP is indispensable for specialized care.



# Roles given in Haematology


- To Work for three of malignant cases  
as a member of care team in ward
- To Provide compacted information on  
each cases in MDT conference

- Three cases -

- #1 : 40s ♂ Newly diagnosed Hairly Cell Leukemia  
with chemotherapy just started
- #2 : 60s ♀ Recurrent Multiple Myeloma  
planned for haematopoietic stem cell transplant
- #3 : 30s ♂ Non - Hodgikin Lymphoma  
with chemotherapy-related sepsis

# Findings in Haematology

- ▣ Thorough subspecialization of nurse
- ▣ Role of DVT (Deep Venous Thrombosis) nurse
- ▣ Early commenced palliative support for malignant cases



With my supervisor's family



# UHC snapshots ②

## Corridors to each departments



# Pathology Department in UHC

Handle all laboratory tests using biological specimens requested from not only other departments but GPs

## □ Clinical Pathology

Biochemistry/Immunology

Haematology

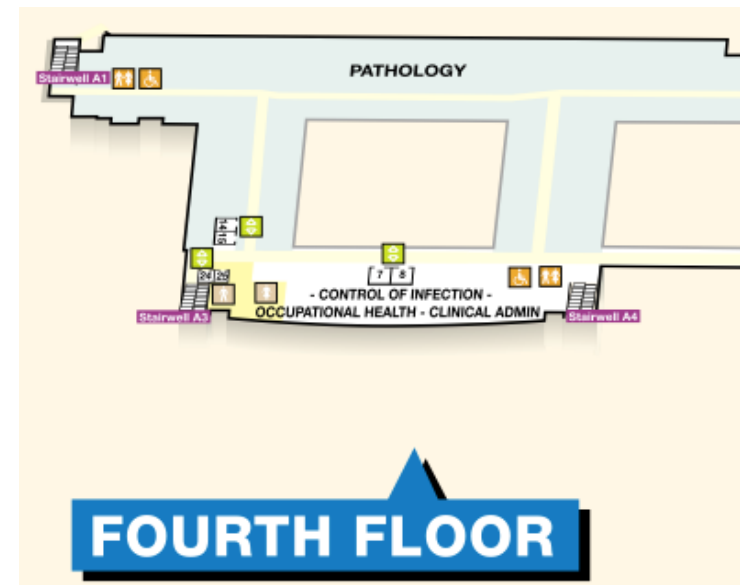
Cytology

Microbiology, etc

## □ Anatomical Pathology

Histopathology

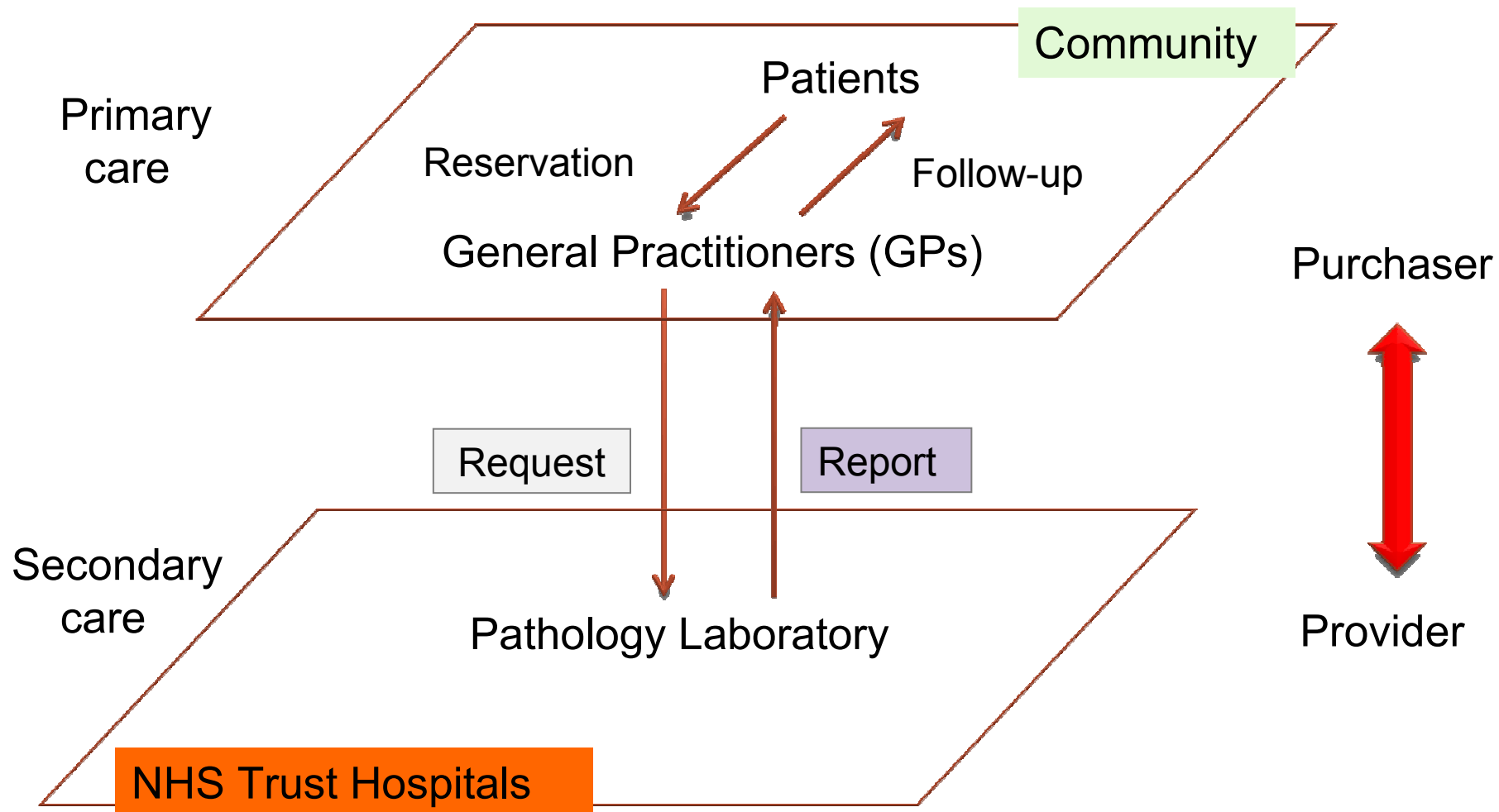
Autopsy service



# GPs and specialists in UK ②

## Laboratory testing service

Laboratory testing is also belonging to secondary care.



# Mission given in Pathology

To accomplish two researches in left one month

- On bone marrow biopsy for Multiple Myeloma (MM)  
Retrospective research of approximate 150 MM cases



- On molecular analysis of lung cancer specimens  
Collaborative work with a postgraduate student

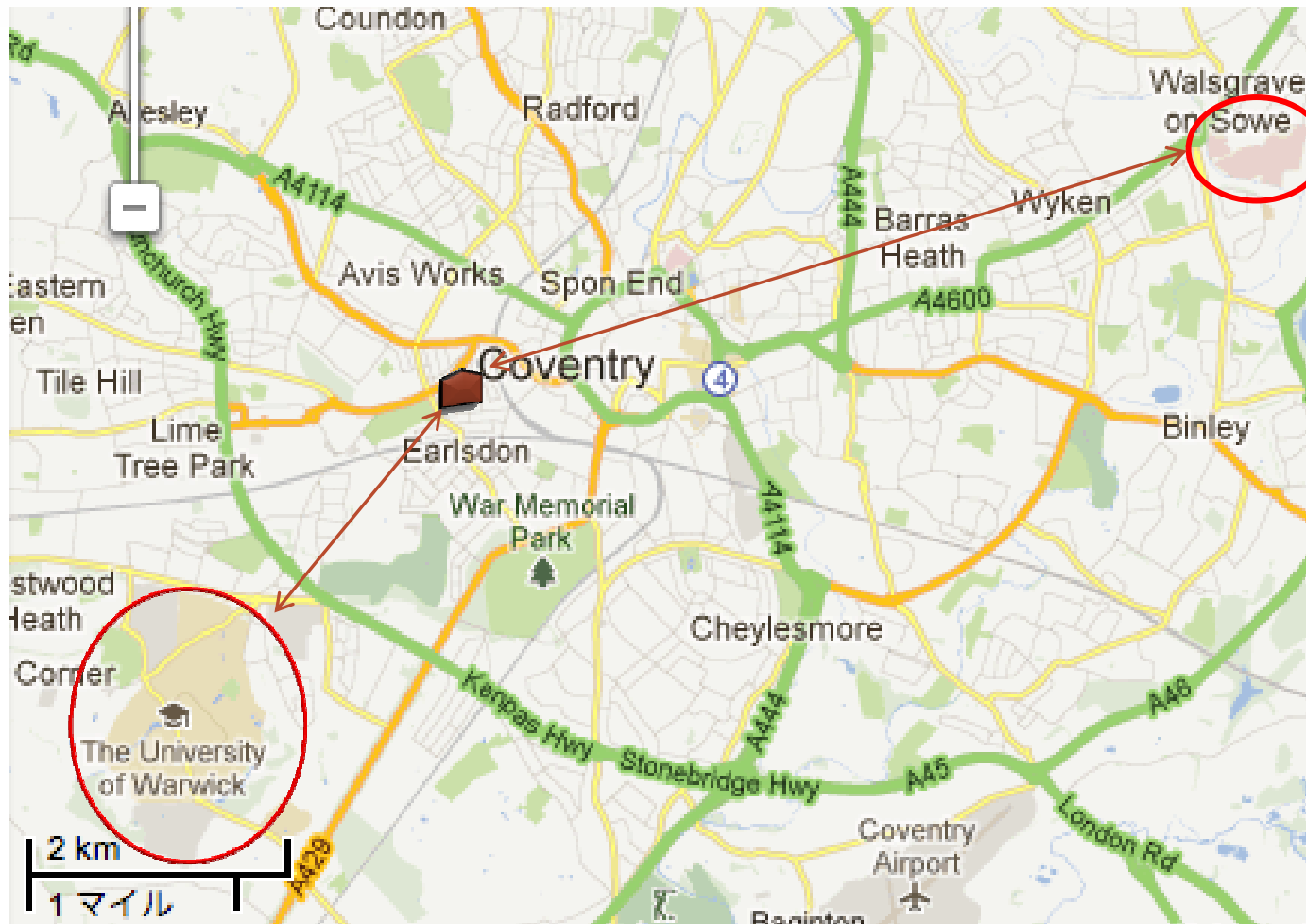
# Findings in Pathology

- Unpopular Pathology among Warwick Medical students
- Limited education on morphological subjects
- Frequently performed autopsies  
(at least 3 cases/day)



# Miscellaneous ①

## ~Location of my lodge~





# Miscellaneous ②

## Bus network in Coventry



# Summary

This exchange program with Warwick Medical School enables you to :

- ▣ brush up your clinical skills  
through brilliant patient-oriented medical education.
- ▣ reflect on medical practice in Japan in another light  
based on experience in different medical settings.
- ▣ clarify what kind of values are important for you  
in the multicultural environment provided.



Thank you so much for your reading.



From the Isle of Skye in Highland