

## 血液内科 Hematology

科長 清井 仁(教授)  
Director KIYOI, Hitoshi (Professor)最先端の診療技術で  
高難度な血液疾患に挑む

高度な専門性が要求される血液疾患に対し最善の診療を提供し、かつ新しい診断・治療技術の開発を推進しています。

## Challenge intractable blood diseases with advanced clinical techniques

We provide the best medical care for blood diseases requiring high expertise as well as promote the development of new diagnostic and therapeutic techniques.



## 診療体制

常時10~15名のスタッフが、外来診療室4室、入院病床38床において高度な専門性に基いた診療を行い、新しい診断・治療技術の開発とEBMをとりうる質の高い臨床研究を推進しています。

## 対象疾患

白血病、悪性リンパ腫、多発性骨髄腫、骨髄異形成症候群などの悪性腫瘍、再生不良性貧血や溶血性貧血などの良性疾患、血友病、von Willebrand病などの凝固異常症の患者さんの診療にあたっています。

## 得意分野

造血器悪性腫瘍に対する治療の分野では、標準的な化学療法をベースに説明と同意に基づいた最善の治療を提供しています。一方、臨床試験や分子標的療法をはじめとした新規治療法や、新しい造血幹細胞移植法や免疫細胞療法の開発に積極的に取り組んでいます。

## 診療実績

質・安全・満足において最高の医療の提供に努めています。造血器悪性腫瘍の新患は年間80人以上、2022年度は造血幹細胞移植は21件、キメラ抗原受容体(CAR)T細胞療法は17件を数え、400人以上の先天性出血疾患の患者さんの診療を行っています。

## 専門外来

血友病やvon Willebrand病などの出血性疾患の包括診療を実施する「血友病専門外来」、造血幹細胞移植後の患者さんを長期にわたりサポートする「移植後フォローアップ外来」、また造血幹細胞移植ドナーの検診などのための「移植ドナー外来」をオープンしています。

## 先進医療・研究

血液疾患の発症・進展に関係する分子機構の解明などの基礎的研究から、分子標的治療法の開発、血栓症の制御、移植・再生医療、細胞療法の臨床応用まで幅広く、先進的な診療技術の開発を行っています。

## Medical Care System

Our department has four dispensaries, 38 beds for inpatients, and 10 to 15 staff always on duty to provide expert medical care. Every effort is made to develop new diagnostic and therapeutic techniques and to conduct high-quality clinical research to establish evidence based medicine (EBM).

## Target Diseases

We provide medical care to patients with hematological disorders including malignant diseases, such as leukemia, lymphoma, multiple myeloma, and myelodysplastic syndromes (MDS), benign disease, such as aplastic anemia and hemolytic anemia, and coagulation disorders such as hemophilia and von Willebrand disease.

## Strong Fields

In the therapeutic field of hematological malignancies, we provide the best possible treatment based on informed consent consisting mainly of standard chemotherapies. In addition, we are actively involved in clinical studies and the development of new therapies such as molecular targeting therapies, and the development of new hematopoietic stem cell transplantation processes and immuno-cell therapy.

## Clinical Results

We aim to provide medical care of the highest quality, safety and satisfaction. We accepted more than 80 new patients with hematological malignancies, performed 21 hematopoietic stem cell transplantations, 17 chimeric antigen receptor (CAR) T-cell therapies, and provided medical care to more than 400 patients with congenital hemorrhagic diseases in 2022.

## Specialized Outpatient Clinic

We provide medical care at the "specialized outpatient hemophilia clinic," which is responsible for comprehensive medical care for patients with hemorrhagic disease such as hemophilia and von Willebrand disease, at "long-term follow-up program" for transplant patients, and at "transplant donor clinic" for hematopoietic stem cell transplant donors.

## Advanced Medicine and Research

Our department is involved in basic research on topics such as molecular mechanisms of hematological diseases, and in the development of a wide range of advanced clinical techniques including molecular targeting therapies, clinical application of transplantation, regenerative medicine and cell therapy, and control of thrombosis.

## 生活習慣病の予防指導から 先進医療の血管再生療法まで

虚血性心疾患(狭心症や心筋梗塞)・不整脈・心臓弁膜症・心筋症・肺高血圧症や末梢動脈疾患など各種血管病を対象に診療を行います。また、高血圧症や高脂血症などの心臓病の原因となる生活習慣病の診療や、循環器疾患の予防および管理もお手伝いします。

## From bench to bedside to prevent life-style related cardiovascular diseases by advanced medicine such as therapeutic angiogenesis

We provide medical care to patients with ischemic heart disease (angina pectoris and myocardial infarction), arrhythmia, valvular heart disease, cardiomyopathy, and pulmonary hypertension and various vascular diseases such as peripheral arterial disease. Also, we provide medical care to treat life-style related disease such as hypertension and hyperlipidemia, which may cause heart disease.



### 診療体制

当科は外来棟2階の11・12・13・17・18診察室(および禁煙外来)で診察を行います。当院では、外来診療は原則予約制となっていますので、かかりつけの医療機関から当院に診療申込書をファックスしてもらうことにより初診予約を取ることができます。

### 対象疾患

虚血性心疾患(狭心症や心筋梗塞)、不整脈、心臓弁膜症、心筋症、肺高血圧や末梢動脈疾患などの各種血管病。高血圧症や高脂血症などの心臓病の原因となる生活習慣病の診療や禁煙外来など循環器疾患の予防および管理。難治性末梢性動脈疾患(閉塞性動脈硬化症やバージャー病)や難治性虚血性心疾患など。

### 得意分野

虚血性心疾患(狭心症や心筋梗塞)に対する冠動脈形成術、不整脈の薬物療法・非薬物療法を行います。心臓弁膜症・心筋症・肺高血圧や末梢動脈疾患などの診断も行っています。また、難治性末梢性動脈疾患(閉塞性動脈硬化症やバージャー病)など、従来の方法では治療困難な患者さんに福音をもたらす先進医療である血管再生療法も行います。

### 診療実績

年間約800件の心臓カテーテル検査、約200件の冠動脈形成術(カテーテル治療)、約30人の急性心筋梗塞患者の急性期治療、約400件の不整脈のカテーテルアブレーション治療、約50件のバルーン肺動脈形成術を行っています。

### 専門外来

虚血性心疾患、不整脈、心不全、禁煙などの各種専門医が外来に当たっています。また、ペースメーカーを埋め込んだ患者さんには、定期的に機械の状況をチェックする「ペースメーカー外来」を行っています。

### 先進医療・研究

再生医療、特に血管再生医療については基礎および臨床研究実績があります。実際に血管再生療法の臨床を行っています。複雑な不整脈に対する高度なカテーテルアブレーション治療も行っています。

### Medical Care System

Our department presents outpatient clinic in examination rooms No.11, 12, 13, 17 and 18 on the 2nd floor of the outpatient clinic (and in the smoking cessation outpatient clinic). Since our hospital has introduced an appointment system in the outpatient clinic, you can make an appointment for the first visit by having your medical institution fax an application form for treatment to our hospital.

### Target Diseases

Ischemic heart disease (angina pectoris and myocardial infarction), arrhythmia, valvular heart disease, cardiomyopathy, pulmonary hypertension, and various vascular diseases such as peripheral arterial disease. Medical care to treat life-style related disease such as hypertension and hyperlipidemia, which may cause heart disease, as well as the prevention and management of cardiovascular disease including medical care provided in the smoking cessation outpatient clinic. Refractory peripheral arterial disease (arteriosclerosis obliterans and Buerger's disease), refractory ischemic heart disease, etc.

### Strong Fields

We perform coronary angioplasty for ischemic heart disease (angina pectoris and myocardial infarction) and drug therapy and non-drug therapy for arrhythmia. We also perform diagnosis of diseases such as valvular heart disease, cardiomyopathy, pulmonary hypertension, and peripheral arterial disease. In addition, we perform revascularization therapy, which is an advanced medicine beneficial for patients who are difficult to treat by conventional methods, including patients with refractory peripheral arterial disease (arteriosclerosis obliterans and Buerger's disease).

### Clinical Results

Annually, we perform heart catheterization in about 800 patients, coronary angioplasty (catheterization) in about 200 patients, acute treatment in about 30 patients with acute myocardial infarction, catheter ablation treatment for arrhythmia in about 400 patients, and balloon pulmonary angioplasty in about 50 patients with chronic thromboembolic pulmonary hypertension.

### Specialized Outpatient Clinic

Specialists in the fields such as ischemic heart disease, arrhythmia, heart failure, and smoking cessation provide medical care in the outpatient clinic. For patients with an implanted pacemaker, we provide medical care in the "outpatient pacemaker clinic" where mechanical conditions of the pacemaker are checked regularly.

### Advanced Medicine and Research

We have achievements in basic and clinical research in the field of regenerative medicine, especially in vascular regenerative medicine. We actually perform revascularization therapy in clinical settings. Also, we perform advanced catheter ablation treatment for complicated arrhythmia.

## 消化器内科 Gastroenterology and Hepatology

科長 川嶋 啓揮 (教授)  
Director KAWASHIMA, Hiroki (Professor)①-1  
患者安全推進部  
医学研究倫理・臨床倫理推進室  
消化器に関連するすべての疾患に対する  
豊富な診療実績

当科は消化管（食道、胃、十二指腸、小腸、大腸）、胆道・膵臓、肝臓疾患に対し、最先端の診断、治療を提供しています。

Extensive Medical Experience in All Diseases  
Related to the Gastrointestinal Tract

We offer advanced diagnostic and treatment options for conditions affecting the digestive tract (including the esophagus, stomach, duodenum, small and large intestine), biliary tract and pancreas, as well as liver diseases.



## 診療体制

外来は消化管、胆道・膵臓、肝臓の専門医が毎日診療を行っています。また、上部・下部内視鏡検査や腹部超音波検査などのスクリーニング検査も毎日施行しています。入院は専門医が主治医となって診療を行っています。

## 対象疾患

消化管（食道、胃、小腸、大腸）の良性疾患（逆流性食道炎、胃潰瘍、炎症性腸疾患など）や癌などの悪性疾患、胆道・膵臓の良性疾患（胆管・胆嚢結石、急性・慢性膵炎）や癌などの悪性疾患、急性・慢性肝炎、肝硬変、肝臓癌などの悪性疾患。

## 得意分野

消化管癌の早期発見や内視鏡治療、小腸疾患に対するカプセル内視鏡や小腸内視鏡による診断・治療、胆道・膵臓疾患に対する超音波や内視鏡を用いた診断・治療、肝細胞癌に対する診断、治療に積極的に取り組んでいます。

## 診療実績

炎症性腸疾患は約700例/年を診療しています。消化管の早期癌の内視鏡治療は250例/年以上施行しています。カプセル内視鏡は300例/年以上、小腸内視鏡も400例/年以上施行しています。肝細胞癌に対する焼灼療法、カテーテル治療、薬物療法を計100例/年間以上、胆のう癌・胆管癌・乳頭部腫瘍・膵癌は年間100件以上診療・診断しています。

## 専門外来

毎日、消化管は2名、肝臓は1～2名、胆道・膵臓は1名の専門医が外来を行っていますので、いつ受診されても専門医が診察します。

## 先進医療・研究

我々は世界に先駆けてがん抑制性線維芽細胞を同定し、がん促進性線維芽細胞を抑制性線維芽細胞に形質の転換を行う薬剤であるMIKE-1を見出しました。その薬剤を標準療法と併用し、既存の化学療法のボトルネックである薬剤送達障害の解消を狙う医師主導治験「国産既存薬の新効能による膵がんの間質初期化療法の開発と第I/II 相医師主導治験の実施」を行っています（JRCT臨床研究実施計画番号:JRCT2041210056、ClinicalTrials.gov Identifier:NCT05064618）。膵がんは5年生存率9.6%と主要ながん種の中で最も悪く、革新的な治療法の開発が強く望まれています。本治験がこの社会的要請に応えるものになることを我々一同、強く願っています。

## Medical Care System

In the outpatient clinic, specialists of the gastrointestinal tract, biliary tract, pancreas, and liver provide medical care every day. Also, we perform screening tests such as upper and lower endoscopy and abdominal ultrasound every day. In the inpatient department, specialists provide medical care to inpatients as the attending physician.

## Target Diseases

Benign diseases (e.g. reflux esophagitis, gastric ulcer, inflammatory bowel disease) and malignant diseases such as cancer of the gastrointestinal tract (esophagus, stomach, small intestine, and large intestine), acute / chronic hepatitis, liver cirrhosis, liver cancer, benign disease (bile duct / gallbladder stone and acute / chronic pancreatitis) and malignant disease such as cancer of the biliary tract and pancreas.

## Strong Fields

We are actively involved in early detection and endoscopic therapy of gastrointestinal cancer. Also, we are confident in performing capsule endoscopy for small-bowel disease, diagnostic treatment using small intestinal endoscope, diagnostic treatment of viral hepatitis and liver cancer, ultrasonography for the biliary tract and pancreatic disease, and diagnostic treatment using endoscopes.

## Clinical Results

We handle around 700 cases of inflammatory bowel disease each year and perform endoscopic treatment for early-stage digestive tract cancer in over 250 cases annually. We also conduct more than 300 capsule endoscopies and over 400 small intestine endoscopies each year. In addition, we provide ablation therapy, catheterization, and drug therapy for hepatocellular carcinoma in over 100 cases per year, and diagnose and treat more than 100 cases per year of gallbladder cancer, bile duct cancer, papillary tumors, and pancreatic cancer.

## Specialized Outpatient Clinic

Every day, we have two gastroenterology specialists, one or two liver specialists, and one biliary tract and pancreas specialist available for outpatient services. This means that whenever you visit us, you will be seen by a dedicated specialist.

## Advanced Medicine and Research

We have recently discovered Meflin, a specific marker of reactive cancer-associated fibroblasts (rCAFs) in pancreatic cancer. Our research has shown that rCAFs may represent proliferating resident fibroblasts. By using a pharmacological approach, we have identified AM80, a synthetic unnatural retinoid, as a reagent that can effectively convert Meflin-negative pancreatic CAFs (pCAFs) to Meflin-positive rCAFs. Our aim is to investigate the effectiveness of a combination of AM80, gemcitabine (GEM), and nab-paclitaxel (nab-PTX) in treating patients with advanced pancreatic cancer.



## 多様な症例に幅広く対応し、 豊富な診療実績を誇る

肺癌、気管支喘息、肺炎、呼吸不全をはじめとする、肺および胸膜の疾患を幅広く診療しています。

## We accept patients with various conditions and have made extensive clinical achievements

We provide medical care for a wide range of pulmonary and pleural diseases including lung cancer, bronchial asthma, pneumonia, and respiratory failure.



### 診療体制

常勤医(教員) 13名、医員6名、診療従事者(医師) 18名。外来診療は毎日3診察室(初診患者外来1枠と呼吸器専門外来2枠)。病床数41。呼吸器内視鏡(気管支鏡)検査週2回。

### 対象疾患

胸部悪性腫瘍(肺癌、胸膜中皮腫など)、気管支喘息、慢性閉塞性肺疾患(COPD)、びまん性肺疾患(間質性肺炎、サルコイドーシスなど)、肺感染症(肺炎、肺結核、肺真菌症など)、肺血栓塞栓症、慢性呼吸不全など。

### 得意分野

肺癌と胸膜中皮腫の集学的治療(呼吸器外科、放射線科、化学療法部との連携による総合的治療)、呼吸器内視鏡診断、びまん性肺疾患の診断と治療、喘息の治療、COPDの治療、肺感染症の診断と治療。

### 診療実績

2022年度の診療実績として、新入院患者数は1,068人、外来患者延べ18,650人、気管支鏡検査件数年間330例となります。

### 専門外来

毎日、呼吸器専門外来3診(1診は呼吸器初診外来)で行っています。

### 先進医療・研究

がんゲノム医療、免疫療法を中心とする治験・臨床試験、間質性肺疾患、肺感染症を対象とした治験・臨床試験、喀痰吸入誘発による各種呼吸器疾患の診断と病態研究、気管支鏡下超音波内視鏡検査、気管内悪性腫瘍に対するアルゴンプラズマ凝固術。

### Medical Care System

With 13 full-time doctors (academic personnel), 6 doctors and 18 medical staff (physicians), we provide medical care in the outpatient clinic every day in three examination rooms (one room in the outpatient clinic for new patients and two rooms for specialized respiratory outpatient clinic). Number of beds: 41. Respiratory endoscopy (bronchoscopy): twice a week.

### Target Diseases

Thoracic malignant tumor (e.g. lung cancer, pleural mesothelioma), bronchial asthma, chronic obstructive pulmonary disease (COPD), diffuse pulmonary disease (e.g. interstitial pneumonia, sarcoidosis), pulmonary infection (e.g. pneumonia, pulmonary tuberculosis, pulmonary mycosis), acute and chronic respiratory failure, etc.

### Strong Fields

Multimodality therapy for lung cancer and malignant pleural mesothelioma (comprehensive treatment in cooperation with Thoracic Surgery, Radiology, and the Department of Clinical Oncology and Chemotherapy), endoscopic diagnosis of the respiratory system, diagnosis and treatment of diffuse pulmonary disease, treatment of bronchial asthma, treatment of chronic obstructive pulmonary disease (COPD), and diagnosis and treatment of pulmonary infection.

### Clinical Results

Clinical results for fiscal year 2022: 1,068 inpatients; 18,650 outpatients; 330 patients who underwent bronchoscopy.

### Specialized Outpatient Clinic

Every day, we provide medical care in three examination rooms of the specialized outpatient respiratory clinic (one examination room in the outpatient respiratory clinic for new patients).

### Advanced Medicine and Research

Clinical trials focusing on cancer genome medicine and immunotherapy, clinical trials for interstitial lung disease and pulmonary infections, diagnosis of and pathological research on various respiratory diseases using inhalation-induced sputum, endoscopic ultrasound under bronchoscopy, and argon plasma coagulation for endotracheal malignant tumors.

## 糖尿病・内分泌内科 Endocrinology and Diabetes

科長 有馬 寛 (教授)  
Director ARIIMA, Hiroshi (Professor)糖尿病・内分泌疾患に  
専門的な診断と治療を

糖尿病や内分泌疾患の幅広い疾患の診断から治療まで、精力的に取り組んでいます。

Professional diagnosis and treatment of diabetes  
and endocrine diseases

We are energetically involved in the diagnosis and treatment of diabetes and a wide range of endocrine diseases.



## 診療体制

診療担当医31名、糖尿病専門医13名、指導医3名、内分泌専門医11名、指導医7名、内分泌代謝・糖尿病内科領域専門医5名を有し、外来診療は毎日5診、入院病床数16床で診療を行っています。

## 対象疾患

糖尿病、脂質異常症、高尿酸血症、甲状腺疾患（バセドウ病、橋本病など）、下垂体疾患（先端巨大症、下垂体機能低下症、クッシング病、尿崩症など）、副腎疾患（クッシング症候群、原発性アルドステロン症、褐色細胞腫など）、肥満症。

## 得意分野

糖尿病をはじめとする生活習慣病の診療を行います。糖尿病に関しては持続血糖測定システム（CGM）やCGM機能付きインスリンポンプ（SAP）治療など最新の医療デバイスを取り入れた血糖コントロールに加え、看護師、薬剤師、管理栄養士、理学療法士と連携した糖尿病サポートチームによる総合的アプローチを行い、チーム医療としての糖尿病治療を進めています。甲状腺疾患については内科的治療のほか、甲状腺エコー下穿刺も行っています。バセドウ病やプランマー病、甲状腺眼症の治療については放射線科と協力して内照射治療や球後照射を実施しています。また、下垂体や副腎など内分泌疾患全般にわたり診療を行います。専門性を保ちつつ患者様の生活を総合的にサポートする医療を目指します。

## 診療実績

外来患者数（延べ数）約32,000人/年、入院患者数（延べ数）約400人/年。

## 専門外来

糖尿病診療として、栄養指導やフットケアなど療養指導に積極的に取り組んでいます。内分泌診療として、甲状腺疾患、下垂体疾患、副腎疾患など全般にわたり、専門的な診断および治療を行っています。

## 先進医療・研究

中枢性尿崩症の研究、肥満・糖尿病の病態研究、視床下部・下垂体の再生医療に関する研究、免疫チェックポイント阻害薬による内分泌有害事象に関する研究、糖尿病・肥満症を中心とした臨床研究に取り組んでいます。

## Medical Care System

Our department has 31 consulting doctors, 13 diabetologists, 3 supervising doctors, 11 endocrine specialists, and 7 supervising doctors; 5 specialists of endocrinology, metabolism and diabetes we provide medical care every day in five examination rooms in the outpatient clinic and 16 beds in the inpatient department.

## Target Diseases

Diabetes, dyslipidemia, hyperuricemia, thyroid diseases (e.g., Graves' disease, Hashimoto's thyroiditis), pituitary diseases (e.g., acromegaly, hypopituitarism, Cushing's disease, diabetes insipidus), adrenal diseases (e.g., Cushing's syndrome, primary hyperaldosteronism, pheochromocytoma) and obesity.

## Strong Fields

We provide medical care for lifestyle-related diseases such as diabetes. For diabetes, we conduct blood glucose control that incorporates the latest medical devices such as continuous glucose monitoring (CGM) and sensor augmented pump (SAP). Also, we promote the treatment of diabetes through a comprehensive approach based on team medical care for diabetes in cooperation with nurses, pharmacists, registered dietitians and physical therapist. As for thyroid diseases, in addition to medical treatment, we perform echo-guided fine-needle aspiration cytology; for thyroid diseases including Graves' disease, autonomously functioning thyroid nodules (Plummer disease) and Graves' ophthalmopathy, we perform internal radiation therapy and retro-orbital radiation in cooperation with Radiology. Also, we perform diagnosis and treatment of all endocrine diseases including pituitary diseases and adrenal diseases. We aim to provide medical care that comprehensively supports the lives of patients with maintaining expertise.

## Clinical Results

The number of outpatients (total number) is about 32,000 a year; the number of inpatients (total number) is about 400 a year.

## Specialized Outpatient Clinic

For medical care of diabetes, we are actively involved in providing recuperation guidance such as nutritional guidance and foot care. For medical care for endocrine diseases, we perform professional diagnosis and treatments in all thyroid, pituitary and adrenal diseases.

## Advanced Medicine and Research

We are conducting basic and clinical researches on central diabetes insipidus, obesity, diabetes mellitus, regenerative medicine of hypothalamus and pituitary, and endocrine-related adverse events associated with immune checkpoint inhibitors.

## 腎臓に関するあらゆる疾患に 最新の療法で取り組む

さまざまな腎疾患を正確な根拠に基づいた情報を慎重に検討し、患者さんと家族から十分理解を得て治療しています。

## We provide medical care for all diseases related to the kidney with the latest therapies

We treat various renal diseases after carefully examining information based on accurate evidence and obtaining full understanding from the patient and family.



### 診療体制

約20名の常勤医および非常勤医で構成されています。腎臓内科専門医の教員が中心となり、診療に当たっています。週2回カンファレンスを行い、診療科として方針を決定しています。

### 対象疾患

腎炎・ネフローゼ症候群、慢性腎臓病(CKD)、急性腎障害(AKI)、高血圧性腎障害、糖尿病性腎症、多発性嚢胞腎などの腎疾患、自己免疫疾患・全身性血管炎症候群、および腎移植後の管理や電解質・酸塩基平衡異常に至るまで、腎臓に関するすべての疾患。

### 得意分野

腎病理診断、腎代替療法、難治性ネフローゼ症候群・膠原病・遺伝性疾患などに対して、MMF・リツキシマブなどによる新たな免疫抑制療法やαグルコシダーゼ補充療法などに積極的に取り組んでいます。

### 診療実績

年間入院患者463人、腎生検病理診断数806人(当院96人・関連施設710人)、新規透析導入患者54人(血液透析49人、腹膜透析5人)、PD+HD併用療法1人、その他(血漿交換療法や選択的血球成分吸着療法、延べ人数124人)。

### 専門外来

腹膜透析外来、CKD外来、多発性のう胞腎外来、腎移植外来を併設。

### 先進医療・研究

ハイリスク患者に対する腹腔鏡下腎生検(泌尿器科との連携)、脂肪幹細胞による腎再生の研究、ネフローゼ症候群・急性腎障害・ループス腎炎に対する尿中バイオマーカーの開発、RAS抑制分子による降圧薬の開発、腹膜線維化の機序の解明を行っています。

### Medical Care System

Our department consists of about 20 full-time and part-time doctors. Medical care is provided mainly by professors who are nephrology specialists. We hold a conference twice a week and determine the course of treatment.

### Target Diseases

All diseases related to the kidney including renal disease such as nephritis, nephrotic syndrome, chronic kidney disease (CKD), acute kidney injury (AKI), hypertensive renal disorder, diabetic nephropathy, polycystic kidney disease, autoimmune disease disorder, systemic vasculitis syndrome and management after renal transplantation and electrolyte and acid-base balance disorder.

### Strong Fields

We are actively involved in renal pathological diagnosis, renal replacement therapy, and new immunosuppressive therapies using MMF, rituximab, etc. and alpha-glucosidase replacement therapy for diseases such as refractory nephrotic syndrome, collagen disorder, and hereditary diseases.

### Clinical Results

Annual number of inpatients: 463; number of pathological diagnoses by renal biopsy: 806 (our hospital: 96, affiliated facilities: 710); number of patients in whom dialysis was newly introduced: 54 (hemodialysis: 49, peritoneal dialysis 5); number of patients who underwent PD+HD combination therapy: 1; other patients (plasma exchange therapy and selective blood cell component adsorption therapy; total number of patients: 124).

### Specialized Outpatient Clinic

The outpatient clinic for peritoneal dialysis, the outpatient clinic for CKD, the outpatient clinic for polycystic kidney disease, and the outpatient clinic for kidney transplantation are now open to the public.

### Advanced Medicine and Research

We are involved in laparoscopic renal biopsy (in cooperation with Urology) for high-risk patients, research on renal regeneration using adipose stem cells, development of urinary biomarkers for nephrotic syndrome, acute renal disorders, and lupus nephritis development of antihypertensive drugs using RAS inhibitory molecules, and elucidation of the mechanism of peritoneal fibrosis.



## 消化器外科一 Gastroenterological Surgery 1

科長 江畑 智希 (教授)  
Director EBATA, Tomoki (Professor)腫瘍を中心とした疾患に  
ベテランスタッフが万全を期す

消化器外科一では胃、十二指腸、小腸、大腸などの消化管から肝臓、胆道(胆嚢や胆管)、膵臓などの腫瘍を中心に診療を行っています。

## Experienced staff do their utmost to treat digestive diseases, mainly tumors

Digestive Surgery 1 provides medical care mainly for tumors in the gastrointestinal tract including stomach, duodenum, small intestine, large intestine, liver, biliary tract (gallbladder and bile duct), and pancreas.



## 診療体制

8年以上の経験をもつ外科医総勢30名で診療にあたります。外来は特に専門性を有するスタッフ外科医13名が週3回、月、水、金曜日に担当しています。入院の場合は主に2名の外科医が中心となりますが、治療方針や経過は常に部内で検討されます。

## 対象疾患

術前診断、手術治療、周術期管理および術後化学療法、再発癌に対する治療を行います。疾患としては、肝胆膵悪性腫瘍、慢性肝炎、良性胆道疾患(胆石など)、食道腫瘍、胃腫瘍、大腸・直腸腫瘍、骨盤腫瘍、後腹膜腫瘍などを取り扱います。

## 得意分野

高度進行胆道癌における肝臓同時切除術や血管合併切除を伴う肝切除術、骨盤内臓全摘出術、開胸開腹食道切除術などの高難度の手術を得意としています。特に、治療が難しい肝門部胆管癌の治療成績は国内外を問わず、最も優れています。最近では、腹腔鏡下肝切除術、腹腔鏡下膵切除術、単孔式腹腔鏡下胆嚢摘出術、腹腔鏡下ヘルニア根治術などの、体に優しい手術も積極的に行っています。

## 診療実績

2022年の全手術件数は559例で、胆道癌肝切除42例、その他の肝切除43例、腹腔鏡下胆嚢摘出術41例、膵頭十二指腸切除術41例、膵体尾部切除術7例、食道癌手術25例(うち胸腔鏡下手術9例、ロボット手術10例)、その他の食道疾患手術4例、胃癌手術22例(うち腹腔鏡下手術14例)、結腸癌手術77例(うち腹腔鏡下手術64例)、直腸癌手術52例(うち腹腔鏡下手術39例、骨盤内臓全摘出術8例)、後腹膜腫瘍手術56例。肝門部胆管癌の切除数は国内最多。

## 先進医療・研究

大腸癌肝転移切除例を対象としたTS-1術後補助化学療法臨床第II相試験。肝外胆管切除を伴う大量肝切除術における肝切除前ステロイド投与の術後肝障害抑制効果に関する研究。

〈独自ホームページ〉 <https://www.med.nagoya-u.ac.jp/tumor/>

## Medical Care System

A total of 30 surgeons with eight years or more of experience provide medical care. In the outpatient clinic, 13 surgeons with special expertise provide medical care three times a week (Monday, Wednesday, and Friday). In the inpatient department, at least two surgeons mainly provide medical care for each patient, but the treatment strategy and clinical course are always discussed with all members in our department.

## Target Diseases

We perform preoperative diagnosis, surgical therapy, perioperative management, postoperative chemotherapy, and therapy for recurrent cancer. We treat diseases such as hepatobiliary and pancreatic malignant tumor, chronic pancreatitis, benign biliary tract disease (such as gallstones), esophageal tumor, stomach tumor, large intestine / colorectal tumor, pelvic tumor, and retroperitoneal tumor.

## Strong Fields

We are confident in performing difficult surgery such as hepatopancreatoduodenectomy, hepatectomy with combined vascular resection for far-advanced biliary cancer and pelvic exenteration, and thoracalaparotomic esophagectomy. Especially, our department has the best treatment results for hilar cholangiocarcinoma regardless of whether in or outside of Japan. Recently we have also actively conducted non-invasive surgeries, such as laparoscopic liver resection, laparoscopic pancreatic resection, single incision laparoscopic cholecystectomy, and laparoscopic hernia repair.

## Clinical Results

The total number of surgeries in 2022 was 559. Of those, hepatectomy for biliary cancer: 42; other hepatectomies: 43; laparoscopic cholecystectomy: 41; pancreaticoduodenectomy: 41; distal pancreatectomy: 7; surgery for esophageal cancer: 25 (of those, 9 are thoracoscopic surgery, and 10 are robotic surgery); other esophageal surgery: 4; gastric cancer: 22 (of those, 14 are laparoscopic surgery); surgery for colon cancer: 77 (of those, 64 are laparoscopic surgery); surgery for rectal cancer: 52 (of those, 39 are laparoscopic surgery, and 8 are pelvic exenteration). Surgery for retroperitoneal tumor: 56. The number of resections for hilar cholangiocarcinoma is the largest in Japan.

## Advanced Medicine and Research

A phase II clinical study of postoperative adjuvant chemotherapy with TS-1 in patients who underwent resection for liver metastasis resulting from colorectal cancer. The study for the hepatoprotective effect of steroid administration before hepatectomy in major hepatectomy with extrahepatic bile duct resection.

〈Website of the Department〉 <https://www.med.nagoya-u.ac.jp/tumor/>

## 血管疾患の専門医が常勤し、 高い専門性を誇る

血管疾患(動脈、静脈、リンパ管など)、動脈瘤や末梢動脈疾患の診断および治療(外科治療、ステントグラフト、血管内治療)を行っています。

## Vascular specialists hold a full-time position and have high expertise

We perform diagnosis and treatment of vascular diseases (e.g. arteries, veins, lymph vessels), aneurysm, and peripheral arterial diseases (surgical treatment, stent graft, and endovascular treatment).



### 診療体制

血管疾患全般の診断、診療を行っています。外来日は月、水、金曜日であり、診療日は月、火、木曜日ですが、緊急の患者さんにも対応しています。

### 対象疾患

血管疾患全般が対象です。動脈疾患では、大動脈瘤(胸部、胸腹部、腹部)、大動脈解離、閉塞性動脈硬化症、バージャー病や腎動脈狭窄症。静脈疾患では、下肢静脈瘤、深部静脈血栓症、リンパ管疾患ではリンパ浮腫などです。

### 得意分野

胸部、腹部大動脈瘤に対し外科手術だけでなく多数のステントグラフト内挿術を施行しています。末梢動脈疾患に対し病態に適したバイパス術、血管内治療を行い、また、血行再建困難例には血管新生療法を行っています。静脈瘤に対するレーザー治療も行っています。

### 診療実績

2022年には腹部(腸骨)大動脈瘤70例(ステントグラフト内挿術35例)、胸部大動脈瘤ステントグラフト内挿術43例。末梢動脈疾患69例(うちバイパス術23例)、静脈瘤治療14例施行。

### 専門外来

血管外科専門医はすべての病院に存在する科ではないので、その専門性は非常に高くなっています。当科には心臓血管外科専門医4名、脈管専門医3名、ステントグラフト指導医4名が常勤しています。

### 先進医療・研究

胸部大動脈ステントグラフト内挿術後の脊髄障害発症機序の解明と予防戦略の検討、大動脈ステントグラフト後のタイプ2エンドリークに対する診断および治療戦略の検討、などの臨床的研究に加え、大動脈瘤抑制のための血流変化モデルの解析、動脈硬化性病変に対する新規血管病治療の探索、などの基礎的研究も行っています。

### Medical Care System

We perform diagnosis of and provide medical care for all vascular diseases. The outpatient clinic days are Monday, Wednesday and Friday, and treatment days are Monday, Tuesday and Thursday; however, we also accept emergency patients every day.

### Target Diseases

All vascular diseases. Arterial disease includes aortic aneurysm (thoracic, thoracoabdominal, and abdominal), aortic dissection, arteriosclerosis obliterans, Buerger's disease, and renal artery stenosis; venous disease includes varicose veins of the lower extremities and deep vein thrombosis; lymphatic disease includes lymphedema.

### Strong Fields

For thoracic and abdominal aortic aneurysm, we have performed stent graft implantations as well as surgery. For patients with peripheral arterial disease, we perform bypass surgery and endovascular treatment suitable for the clinical conditions; for patients in whom revascularization is unfeasible, we perform angiogenic therapy. We also conduct laser therapy for varicosis.

### Clinical Results

In 2022, we treated 70 patients with abdominal (iliac) aortic aneurysm (stent graft implantation: 35 patients), performed stent graft implantation for thoracic aortic aneurysm in 43 patients, PAD in 69 patients (of whom 23 patients received bypass surgery), and treated varices in 14 patients.

### Specialized Outpatient Clinic

The expertise of vascular surgery specialists is extremely high because not all hospitals have the department of vascular surgery: 4 cardiovascular surgery specialists; 3 vascular specialists; and, 4 stent graft supervising doctors hold full-time positions in our department.

### Advanced Medicine and Research

As for clinical research, we are investigating the mechanism of spinal cord injury after thoracic endovascular aortic repair and its prevention strategy, and the diagnosis and treatment strategy for type 2 endoleak after endovascular aortic repair. As for basic research, we are analyzing blood flow modification models for aortic aneurysm suppression and exploring novel vascular disease therapies for atherosclerotic lesions.

①-1

患者安全推進部  
医学研究倫理・臨床倫理推進室

①-2

診療科

①-3

中央診療施設等

①-4

薬剤部／看護部／医療技術部／事務部

②

資料

③

施設とアクセス



## 消化器外科二 Gastroenterological Surgery 2

科長 中山 吾郎 (准教授)  
Director NAKAYAMA, Goro (Associate Professor)国内外が注目する  
がん集学的治療と内視鏡手術の取り組み

消化器外科二では、消化器がん全般にわたり患者さんの状態に応じた外科治療を行っています。

## Globally acclaimed for expertise in multidisciplinary approach and minimally invasive approach in all fields of gastrointestinal and hepatobiliary-pancreatic surgery

Multidisciplinary treatment with surgery at the core for neoplasms of the digestive system has been tailored for each patient and delivered with care.



## 診療体制

教員17名、医員14名体制で外来および入院診療を行っています。外来は食道、胃、大腸、肝胆膵、内視鏡外科、肥満外科それぞれに精通する専門のスタッフが月、火、水、木、金曜日の診療日を担当しています。入院診療は教員、医員がチームを組み、チーム医療を行っています。

## 対象疾患

食道がん、胃がん、大腸がん、膵がん、肝がん、胆道がんなど消化器がん全般を扱っています。また、潰瘍性大腸炎、クローン病などの炎症性腸疾患も多く扱っています。内視鏡手術やロボット手術も積極的に取り入れています。

## 得意分野

食道、胃、大腸など消化管のがんに対しては根治性の追求とともに内視鏡手術・ロボット支援下手術を積極的に用いることにより低侵襲手術を目指しています。膵がん手術における門脈カテーテルバイパス法を用いた門脈合併切除は世界でも有数の症例数を持ち、安全な術式として確立しています。

## 診療実績

2021年の切除症例は、食道癌60例(うち開胸手術41例、胸腔鏡下手術19例)、胃癌48例(うち開腹手術17例、腹腔鏡下手術17例、ロボット支援下手術14例)、大腸癌65例(うち開腹手術12例、腹腔鏡下手術41例、ロボット支援下手術12例)、炎症性腸疾患54例(うち開腹手術25例、腹腔鏡下手術29例)、脾疾患70例(うち開腹手術60例、腹腔鏡下手術10例)、肝切除38例(うち開腹手術27例、腹腔鏡下手術11例)。

## 先進医療・研究

当科では、大学外の関連病院も含めた多施設において、多くの化学療法臨床研究を胃がん、大腸がん、膵がん分野で積極的に行っています。

〈独自ホームページ〉

<https://www.med.nagoya-u.ac.jp/surgery2/clinical/>

## Medical Care System

17 academic and 14 medical members provide outpatients and inpatients medical care. The outpatient clinic is open on Mondays, Tuesdays, Wednesdays, Thursdays, and Fridays, staffed by specialists in esophageal, gastric, colon, hepatobiliary pancreatic, endoscopic surgery, and metabolic surgery. For inpatients, professors and doctors collaborate to provide medical care as a team.

## Target Diseases

Patients with neoplasms and other intractable disorders of the digestive system including esophagus, stomach, colon, rectum, pancreas, liver and biliary system are treated. This would include cancer of all stages, gastro-esophageal reflux disease, achalasia, Crohn's disease and ulcerative colitis. Laparoscopic and robotic approach has been selected where applicable.

## Strong Fields

For esophageal, gastric, colon, and other digestive tract cancers, we take a minimally invasive approach like endoscopic and robotic surgery whenever possible, as well as pursuing radical cure. We are one of the world's leading institutions in the combined resection of the pancreas and portal vein in pancreatic surgery using portal vein catheter bypass. A significant number of operations have been performed and it is now established as a safe procedure.

## Clinical Results

The numbers of resections performed in 2021 are as follows: esophageal cancer: 60 (of those, 41 are open surgery, 19 are thoracoscopic surgery); gastric cancer: 48 (of those, 17 are open surgery, 17 are laparoscopic surgery, 14 are robotic surgery); colorectal cancer: 65 (of those, 12 are open surgery, 41 are laparoscopic surgery, 12 are robotic surgery); IBD: 54 (of those, 25 are open surgery, 29 are laparoscopic surgery); pancreatic disease: 70 (of those, 60 are open surgery, 10 are laparoscopic surgery); hepatectomy: 38 (of those, 27 are open surgery, 11 are laparoscopic surgery).

## Advanced Medicine and Research

Our department actively conducts clinical studies on surgery and chemotherapy in the fields of gastric cancer, colorectal cancer, and pancreatic cancer at many facilities including hospitals affiliated to Nagoya University Hospital.

〈Website of the Department〉

<https://www.med.nagoya-u.ac.jp/surgery2/clinical/en/>

## 日々進化する移植医療に対応する 最善のシステム

脳死・生体肝移植を中心に進行肝臓病の治療を行います。ドナーの健康管理やその他の移植相談も受けています。

## The best system accommodating the ever-growing transplantation therapy

We treat advanced liver disease mainly by liver transplantation from live and brain-dead donors. We also provide management of donors and transplantation counseling.



### 診療体制

診療情報とご本人、ご家族との面接に基づいて、移植治療の必要性・安全性・効果を評価します。各領域との連携と移植コーディネーターの支援のもとで生体・脳死肝移植治療を行い、生涯に渡る診療体制を作っています。

### 対象疾患

肝移植では、劇症肝炎・肝硬変・肝細胞癌・原発性胆汁性肝硬変・原発性硬化性胆管炎・進行性肝内胆汁うっ滞症・多発性嚢胞肝・胆道閉鎖症・カロリー病・先天性代謝性肝疾患・アラジール症候群・バッドキアリ症候群など。

### 得意分野

成人および小児の肝移植治療の技術は高く評価され、血液型不適合移植をはじめ、他施設からの相談も少なくありません。一方で、生体ドナーの身体面ばかりでなく心理・社会面に配慮したケア・システムを作っています。

### 診療実績

生体肝移植施設であると同時に脳死肝移植認定施設(全国25施設)であり、多彩な肝臓病に対して定期的に肝移植治療を行っています。治療成績は病状によって異なりますが、最近では1年生存率90%を超えています。

### 専門外来

「肝移植レシピエント術後外来」の他、「生体肝ドナー術後外来」では他施設で手術を受けられた方も受け付けています。また、通常外来の他に予約制の「移植相談外来」を設け、1件2時間程度の枠で相談を受けています。

### 先進医療・研究

移植医療自体が先進医療であり、例えば手術の技術面に加え、移植感染症制御、移植後ワクチン、移植後ウイルス肝炎制御、肝細胞癌再発制御、移植肝臓の線維化制御、血液型不適合移植、抗ドナー抗体をもつ肝移植などの研究を行っています。

### Medical Care System

Based on the treatment information and interviews with the patient and family, we evaluate the necessity, safety, and efficacy of transplantation therapy. In cooperation with the personnel in each field and with the support of transplant coordinators, we perform liver transplantation from live and brain-dead donors, establishing a lifelong medical care system for donors.

### Target Diseases

Liver transplantation for fulminant hepatitis, hepatic cirrhosis, hepatocellular carcinoma, primary biliary cirrhosis, primary sclerosing cholangitis, progressive intrahepatic cholestasis, multiple hepatic cysts, biliary atresia, Caroli's disease, congenital metabolic liver disease, Alagille syndrome, Budd-Chiari syndrome, etc.

### Strong Fields

Our technique of liver transplantation therapy for adults and children is highly evaluated, and we receive many inquiries from other facilities regarding issues such as blood type incompatible transplantation. We provide a care system that takes into account mental and social aspects as well as physical aspects of living donors.

### Clinical Results

Our department is a certified facility for liver transplantation from brain-dead donors (25 facilities nationwide) as well as a facility for liver transplantation from live donors, and we regularly perform liver transplantation therapy for various liver diseases. Although treatment results differ depending on the condition of the disease, recently, the one-year survival rate has been more than 90%.

### Specialized Outpatient Clinic

In addition to the "postoperative outpatient clinic for liver transplant recipients," we have a "postoperative outpatient clinic for living liver donors," where we accept patients who underwent surgery at other facilities. In addition to the ordinary outpatient clinic, our department has a reservation-based "outpatient clinic for transplantation counseling" and provides counseling of about two hours for each session.

### Advanced Medicine and Research

Transplantation therapy itself is advanced medicine; in addition to making efforts to improve the technical aspects of surgery, for example, we conduct research on issues such as control of implant infection, post-transplant vaccination, control of post-transplant viral hepatitis, control of recurrence of hepatocellular carcinoma, control of fibrosis of transplanted liver, blood type incompatible transplantation, and liver transplantation with donor specific antibody.

## 乳腺・内分泌外科 Breast and Endocrine Surgery

科長 増田 慎三 (教授)  
Director MASUDA, Norikazu (Professor)①-1 他分野の協力も得た大学病院ならではの  
最善の治療法

乳癌、甲状腺、副甲状腺、副腎などの腫瘍性病変に対する外科的治療を主に行っている科です。

①-2 We provide optimum treatment in cooperation with other  
fields, which is only possible in university hospitals

Our department mainly performs surgical treatment for breast cancer and neoplastic lesions in sites such as the thyroid gland, parathyroid gland and adrenal gland.



## 診療体制

世界的に標準とされる治療法を基本として、大学病院ならではの最先端の技術を織り交ぜて最善の治療を提供できるよう努力しています。また、クリニカルパスを積極的に取り入れて、治療の効率化、均一化を図っています。

## 対象疾患

乳癌、甲状腺癌、クッシング症候群、原発性アルドステロン症、褐色細胞腫、副腎癌、副腎腫瘍、原発性および続発性副甲状腺機能亢進症、多発性内分泌腫瘍症。

## 得意分野

乳癌においては大学病院ならではの、多分野の専門家の協力による高度な画像診断、手術療法、薬物療法を行っています。乳房再建手術、遺伝性乳癌卵巣癌症候群に対する予防医療にも積極的に取り組んでいます。甲状腺癌に対する甲状腺全摘術、副腎腫瘍に対する腹腔鏡手術件数は日本有数です。

## 診療実績

直近1年間の手術症例数は乳癌243例、甲状腺癌55例、副腎腫瘍23例、副甲状腺疾患20例です。低侵襲乳癌生検術であるマンモトーム生検は毎週3件以上施行しています。

## 専門外来

乳腺・内分泌外科外来  
乳癌・内分泌外科におけるセカンドオピニオン外来

## 先進医療・研究

よりよい治療成績とQOL改善を目的に、多施設臨床研究や薬剤開発治験に積極的に取り組んでいます。

〈独自ホームページ〉

<https://www.med.nagoya-u.ac.jp/nyusen/>

## Medical Care System

We make efforts to provide optimum treatment based on global standard therapy and the most advanced techniques that are only possible in university hospitals. In addition, we actively use a clinical path to ensure efficiency and equalization of treatment.

## Target Diseases

Breast cancer, thyroid cancer, Cushing's syndrome, primary hyperaldosteronism, pheochromocytoma, adrenal cancer, adrenal tumor, primary and secondary hyperparathyroidism, and multiple endocrine neoplasia.

## Strong Fields

For breast cancer, we perform a high level of diagnostic imaging, surgical treatment, and drug therapy in cooperation with specialists of many fields, which is only possible in university hospitals. We are also engaged in breast reconstruction surgery and preventive care for Hereditary Breast and Ovarian Cancer Syndrome (HBOC). We have performed an outstanding number of total thyroidectomies for thyroid cancer and laparoscopic surgeries for adrenal tumors in Japan.

## Clinical Results

In the previous year, we performed surgery on 243 patients with breast cancer, 55 patients with thyroid cancer, 23 patients with an adrenal tumor, and 20 patients with parathyroid disease. We perform a mammotome biopsy, which is a minimally invasive mammary gland biopsy, three or more times a week.

## Specialized Outpatient Clinic

Breast and endocrine surgery outpatient clinic  
Second opinion outpatient clinic of Breast and Endocrine Surgery

## Advanced Medicine and Research

We are actively involved in multicentre clinical research and investigation-  
al trials to achieve better outcomes and improve quality of life.

〈Website of the Department〉

<https://www.med.nagoya-u.ac.jp/nyusen/>



## 多岐にわたる保存治療と 高度な技術に基づく手術治療

当科は運動器、すなわち骨、軟骨、靱帯、筋肉、神経の疾患について、専門的で高度な医療技術とともに治療を行っています。

## A wide range of conservative treatment and surgical treatment with advanced clinical techniques

We provide the specialized and the advanced surgical treatments for musculoskeletal diseases, which are bone, cartilage, muscle, and nerve system.



### 診療体制

当院には、脊椎、リウマチ、股関節、膝肩関節、小児整形、腫瘍、そして手の外科の7つのグループがあり、それぞれ専門的な最先端の治療に取り組んでいます。

### 対象疾患

7つの専門グループが協力して、脊椎疾患、関節リウマチ、関節疾患、スポーツ障害、小児整形外科疾患、骨軟部腫瘍、外傷など、整形外科の全領域を網羅する専門的診療を行っています。また、外科的治療のみならず、内科的治療、リハビリテーションまで含み、その対象疾患・治療内容は多岐に渡り、幅広く対応しています。

### 得意分野

運動器の機能温存・改善を目的に治療を行っています。低侵襲手術をはじめ、関節機能や神経機能を改善・温存するよう手術を施行しており、手術だけではなく薬物による治療やリハビリテーションも積極的にを行っています。なお、再生医療の技術を用いた治療方法も進めています。

### 診療実績

脊椎除圧固定術や脊髄腫瘍摘出術、人工関節、関節形成手術、関節鏡下手術、小児整形外科手術、骨軟部腫瘍手術、上肢機能再建手術など、年間数百件の難治性疾患に対する高度な手術を施行しています。

### 専門外来

脊椎、リウマチ、股関節、膝肩関節、小児整形、腫瘍、そして手の外科の7つのグループの専門医が、それぞれ外来を行っています。

### 先進医療・研究

先進医療としては再生医療技術を用いた細胞培養・移植による治療法を行っており、骨再生、神経再生、疼痛治療など、各種臨床試験を施行しています。また、他大学や企業との共同研究も多数行っています。

### Medical Care System

We consist of the seven specialized team: spine, rheumatology, hip, knee and shoulder, pediatric orthopedics, oncology, and hand surgery.

### Target Diseases

Spinal diseases, rheumatoid arthritis, joint diseases, sports disorders, pediatric orthopedics, and tumor. We provide specialized care for each disease.

### Strong Fields

We provide the various treatment to improve the function of the musculoskeletal system. We provide the advanced minimal invasive surgeries but also the medication and the rehabilitation.

### Clinical Results

Spinal decompression fusion, spinal tumor resection, joint replacement, arthroscopy, and pediatric orthopedic surgery. We performed over hundreds of high-level surgeries a year.

### Specialized Outpatient Clinic

We provided the specialized outpatient service by each group as above.

### Advanced Medicine and Research

As an advanced medical treatment, we provide cell therapy as regenerative medicine technology. We are conducting various clinical trials for nerve regeneration and pain treatment. We also conduct a lot of joint research projects with universities and companies.



## リウマチ科 Rheumatology

科長 今釜 史郎 (教授)  
Director IMAGAMA, Shiro (Professor)リウマチ治療の情報発信をするなど  
多角的に対応

関節をはじめとする運動器に障害を起こすリウマチ性疾患を対象に治療を行っています。

Diversified actions include providing information  
on the treatment of rheumatism

We treat patients with rheumatic diseases that cause damage to motor organs such as joints.



## 診療体制

リウマチ性疾患に対する手術療法薬物治療を行っています。また、血友病関節症に取り組む数少ない施設のうちのひとつで血液内科との連携で安全に手術を行っています。呼吸器、腎臓、消化器内科などとの連携も十分に取れており合併症、副作用についても十分に対処できる体制があります。

## 対象疾患

関節リウマチ (外来通院患者数約1,200例)、血友病関節症 (外来通院200例)、脊椎関節炎 (130例) です。

## 得意分野

手術については低侵襲かつ正確な手術を目指しており、積極的に手術療法を行っています。薬物治療についてはメトトレキサートを基本として、生物学的製剤の使用も積極的に行っています。実臨床下での治療成績を多角的に検討し、病態の理解、治療方針のために役立てています。

## 診療実績

リウマチに対して人工関節30例、足趾関節形成術15例/年、生物学的製剤使用症例は約400例です。

## 専門外来

リウマチ外来、血友病外来です。

## 先進医療・研究

積極的に薬剤開発試験に取り組んでおり、現在も2種類の抗リウマチ薬開発試験が進行しています。当科では軟骨基質に着目し、関節破壊の病態解明を進めています。新しい治療法につながるものと期待しています。複数の多施設共同臨床研究を中心施設として行っています。

## Medical Care System

We perform surgical therapy and drug therapy for patients with rheumatic diseases. In addition, our department is one of the few facilities that are committed to the treatment of hemophilic arthropathy, and we safely perform surgeries in cooperation with Hematology Department. We cooperate closely with departments such as Respiriology, Nephrology, and Gastroenterology and Hepatology, and are ready to manage complications and adverse drug reactions.

## Target Diseases

Rheumatoid arthritis (about 1,200 registered patients), hemophilic arthropathy (about 200 registered patients) and spondyloarthritis (about 130 registered patients).

## Strong Fields

We aim at minimally invasive and precise surgery and actively perform surgical therapy. For drug therapy, we basically use methotrexate and actively use biologic drugs as well. In addition, we examine the outcome of treatments in real clinical practice from perspective to help understand pathological condition and determine treatment strategies.

## Clinical Results

We perform implantation of joint prosthesis in 30 patients and forefoot joint arthroplasty in 15 patients a year and use biologic drugs in about 400 patients a year.

## Specialized Outpatient Clinic

Rheumatism outpatient clinic and hemophilia outpatient clinic.

## Advanced Medicine and Research

We actively conduct clinical studies for drug development; we are conducting clinical studies for the development of two antirheumatic drugs. We are focusing on cartilage matrix and elucidation of the pathology of joint destruction, and expect to develop new methods of treatment. We are conducting multiple multicenter collaborative clinical studies as a central institute.

## 手に特化した専門性の高い 最新治療や研究・開発

肩甲帯から手に至る上肢の筋骨格系障害や外傷、神経麻痺、循環障害、先天奇形などの治療を専門に行っています。

## The latest treatment and research and development specialized on the hands based on high expertise

We specialize in the treatment of conditions such as musculoskeletal disorders of the upper limbs including the shoulder girdle and hands, injury, nerve paralysis, circulatory disorders, and congenital malformations.



### 診療体制

上肢の疾患や外傷に習熟した6名の医師が、週5日間の専門外来と年間約400例の手術を実施しています。4名の作業療法士が医師とのカンファレンスを通じて個々の患者さんに対応した後療法を実践しています。

### 対象疾患

骨折・脱臼、腱・靱帯損傷、上肢作業関連性疾患・スポーツ傷害、絞扼性神経障害、外傷性神経損傷、痙性麻痺手、上肢関節疾患・拘縮、四肢切断、骨関節感染症、循環障害および骨無腐性壊死、腫瘍、腫瘍性病変。

### 得意分野

上肢の難治性骨関節障害の治療、末梢神経障害による麻痺、手の再建や疼痛治療、拘縮手に対する拘縮解離および筋骨格再建、上肢循環障害の治療、小関節障害に対する低侵襲手術、先天奇形、手の機能再建。

### 診療実績

内視鏡、手術用顕微鏡を駆使した低侵襲手術に力を入れており、手関節鏡視下手術の実績は1,000例を超え日本屈指の件数を誇っています。末梢神経麻痺の治療でも最新治療技術の導入を進めています。

### 専門外来

月曜日から金曜日まで隈なく専門外来を開いています。専属の医師は6名であり、愛知県内外からの紹介患者を受け付けています。

### 先進医療・研究

複合組織移植による上肢機能再建を実施しており、研究では末梢神経障害治療材料、人工骨、骨折治療材料、上肢リハビリテーション支援機器の開発を進めています。

### Medical Care System

Six doctors who specialize in diseases and injuries of the upper limbs provide medical care in the specialized outpatient clinic five days a week and perform about 400 surgeries a year. While holding conferences with doctors, four occupational therapists perform post-treatment adapted to each patient.

### Target Diseases

Fractures and dislocations, tendon and ligament injuries, work-related upper limb diseases, sports injuries, entrapment neuropathy, traumatic nerve injury, spastic hand, joint diseases and contracture of the upper limbs, quadruple amputation, osteoarticular infection, circulatory disorders and aseptic bone necrosis, tumors, and neoplastic lesions.

### Strong Fields

Treatment of intractable osteoarthropathy of the upper limbs, paralysis due to a peripheral nerve disorder, hand reconstruction and treatment of pain, contracture removal and musculoskeletal reconstruction for contracted hands, treatment of circulatory disorders of the upper limbs, minimally invasive surgery for small joint disorders, congenital anomaly, and functional reconstruction of hands.

### Clinical Results

We are committed to minimally invasive surgery utilizing endoscopy and operating microscopes, and we have performed more than 1,000 endoscopic wrist surgeries, which is an outstanding number in Japan. We introduce the latest treatment techniques for the treatment of peripheral nerve palsy as well.

### Specialized Outpatient Clinic

We provide medical care in the specialized outpatient clinic from Monday through Friday. There are six exclusive doctors, and we accept referred patients in and outside of Aichi Prefecture.

### Advanced Medicine and Research

We perform functional reconstruction of upper limbs using composite tissue transplantation. In the field of research, we promote the development of materials for the treatment of peripheral nerve disorders, artificial bone, materials for the treatment of fractures, and upper limb rehabilitation supporting devices.



## リハビリテーション科 Rehabilitation


科長 西田 佳弘 (病院教授)  
Director NISHIDA, Yoshihiro (Clinical Professor)

## チーム医療で様々な障害を持った患者さんに生きがいのある生活を

難治性、稀少疾患が集約される名大病院で多様な障害を持つ患者さんにチーム医療で取り組み、生きがいのある生活に復帰していただきます。希少疾患や悪性腫瘍患者さんに対するリハビリに積極的に取り組みます。

## A worthwhile life for patients with disabilities by team medical care

We support patients with various disabilities, particularly due to refractory or rare diseases, by team medical care to readjust to their worthwhile life. Many patients with rare diseases and malignancies are important medical attention of rehabilitation in Nagoya University Hospital.



## 診療体制

教授1名、教員1名、他に常勤医5名と非常勤医4名にて診療を行っています。他診療科からの依頼を受けて診察を行い、リハビリテーションを開始していただきます。現在は入院患者さんに対するリハビリテーションを中心に実施しています。

## 対象疾患

名大病院の特徴から悪性腫瘍、難治性・稀少疾患、高度な技術を要する手術前後の患者さんを多く診療しています。入院治療を受けている脳血管障害、股関節・膝関節・脊椎など整形外科疾患の手術前および後、その他の神経・運動器疾患、呼吸器疾患、循環器疾患、高齢者のサルコペニア等、全診療科にわたる幅広い疾患を対象としています。

## 得意分野

がんゲノム医療中核拠点病院や小児がん拠点病院として役割を担うがんのリハビリテーション、指定難病を初めとする希少疾患、未熟児や早産児、先天性疾患をもつ新生児のリハビリテーション等があります。

## 診療実績

新規にリハビリテーションを開始する患者さんは年間約5,000例です。

## その他の取り組み

多職種を含む各種カンファレンスの運用を通して院内の全ての科の診療に関わっています。臨床・研究・教育で名古屋大学医学部保健学科理学療法専攻・作業療法学専攻と協力体制があります。

## Medical Care System

One professor, one lecturer, five full-time doctors and four part-time doctors provide rehabilitation medicine, particularly inpatient treatment.

## Target Diseases

As a distinguishing characteristics of Nagoya University Hospital, many patients with malignant neoplasms, intractable or rare diseases are target of rehabilitation therapy. Wide range of patients including cerebrovascular, orthopedic, neurological, respiratory, cardiovascular, and geriatrics disorders are treated by inpatient basis.

## Strong Fields

As a hub institution for cancer genome medical care and for pediatric cancer care, we have an emphasis on rehabilitation for patients with malignant neoplasms. Rehabilitation for rare diseases, neonatal immature or preterm infant, infant with a congenital disorder.

## Clinical Results

The annual number of new patients with rehabilitation care is approximately 5,000.

## Other Undertakings

We get involved in patients with all specialty through conferences with multidisciplinary medical care team. We have a sufficient cooperative structure for clinical, educational, and research activities with Department of Physical Therapy and Occupational Therapy, Nagoya University School of Health Sciences.

## 全国有数の症例数が安心をもたらす

婦人科腫瘍、周産期、生殖医療、女性医学の主要領域に加え、産婦人科全域をカバーする診療を行っています。

## We provide high-quality care to outstanding number of patients

In addition to the main fields of obstetrics and gynecology (gynecologic oncology, perinatal medicine, reproductive medicine and women's health), we provide medical care for all fields of obstetrics and gynecology.



### 診療体制

教授以下教員18名、診療医員16名にて、一般外来および専門外来、11E病棟(婦人科)・4E病棟(周産期)・総合周産期母子医療センター(MFICU、生殖医療)での入院診療を行っています。当直は万全の体制で分娩および緊急手術に対応しています。

### 対象疾患

悪性腫瘍(子宮頸癌、子宮体癌、卵巣癌など)、絨毛性疾患(胎状奇胎、絨毛癌など)、ハイリスク妊娠(妊娠高血圧症候群、合併症妊娠、前置胎盤、胎児異常など)、不妊症、ロボットを含む内視鏡下手術適応婦人科疾患(子宮体癌、子宮内膜症、子宮筋腫)、更年期障害、女性医学。

### 得意分野

卵巣癌治療においては、全国有数の症例数を有しています。初期子宮体癌における腹腔鏡下手術、若年者の初期悪性腫瘍での妊孕性温存治療にも力を入れています。その他、絨毛性疾患、胎児異常、前置癒着胎盤、内視鏡下手術、体外受精・顕微授精の症例も豊富です。

### 診療実績

子宮頸癌100例(上皮内癌含む)、子宮体癌(子宮内膜増殖症含む)86例、卵巣癌65例、絨毛性疾患8例、分娩448例(うち帝王切開230例)、母体搬送64例、内視鏡下手術133例、体外受精86採卵周期。

### 専門外来

中部地区の基幹病院として、腫瘍、ハイリスク妊婦、生殖医療、内視鏡下手術、更年期の各専門外来を設置し、最先端の診療を行っています。また、セカンドオピニオンにも対応しています。

### 先進医療・研究

初期浸潤子宮頸癌に対し、妊孕性温存術式である広汎性子宮頸部切除術を施行しています。腹腔鏡下広汎子宮全摘術も実施しております。子宮全摘出術にロボット支援腹腔鏡下手術を導入しています。

### Medical Care System

18 academic personnel including professors and 16 consulting doctors provide medical care in the general outpatient clinic, specialized outpatient clinics, 11E ward (gynecology), 4E ward (perinatal medicine), and center for maternal-neonatal care (MFICU and reproductive medicine). Expert doctors are on-duty 24-hours a day for childbirth and emergency surgery.

### Target Diseases

Malignant tumor (e.g. cervical cancer, endometrial cancer, ovarian cancer), trophoblastic disease (e.g. hydatidiform mole, choriocarcinoma), high-risk pregnancy (e.g. pregnancy-induced hypertension syndrome, complicated pregnancy, placenta previa, fetal abnormality), infertility, gynecologic disease for which endoscopic surgery is indicated (endometrial cancer, endometriosis and uterine myoma), menopausal symptoms and women's health.

### Strong Fields

We have treated an outstanding number of patients with ovarian cancer in Japan. We also make efforts for endoscopic surgery of early-stage endometrial cancer and fertility preservation treatment of early-stage malignant tumor in younger patients. We also have broad experience in trophoblastic disease, fetal abnormality, placenta previa accreta, endoscopic surgery, and in vitro fertilization / microinsemination.

### Clinical Results

Cervical cancer (including intraepithelial carcinoma): 100, endometrial cancer: 86, ovarian cancer: 65, trophoblastic disease: 8, childbirth: 448 (cesarean section: 230), maternal transport admissions: 64, endoscopic surgery: 133, in vitro fertilization: 86 egg retrieval cycles.

### Specialized Outpatient Clinic

As a core hospital in the Chubu District, we provide the most advanced medical care in each of the following specialized outpatient clinics: tumor, high-risk pregnancy, reproductive medicine, endoscopic surgery, and menopause. We also provide second opinions.

### Advanced Medicine and Research

We perform radical trachelectomy, which is a fertility preservation surgery, for early invasive cervical cancer. We also perform laparoscopic radical hysterectomy. We have introduced robot-assisted laparoscopic surgery for hysterectomy.

①-1

患者安全推進部  
医学研究倫理・臨床倫理推進室

①-2

診療科

①-3

中央診療施設等

①-4

薬剤部／看護部／医療技術部／事務部

②

資料

③

施設とアクセス

## 眼科 Ophthalmology

科長 西口 康二 (教授)  
Director NISHIGUCHI, Koji (Professor)優れた治療成績が物語る  
最先端治療の取り組み

当科では眼科診療の全分野に対し専門外来を設置しており、中でも、加齢黄斑変性、糖尿病網膜症、網膜剥離など網膜硝子体疾患や重症緑内障症例に対して最先端で良質な治療を積極的に行っています。年間700件を超える網膜硝子体手術件数とともに高い治療成績を誇っています。

## Efforts in the most advanced treatment demonstrated by excellent treatment results

Our department has established specialized outpatient clinics for all areas of ophthalmology, and actively performs advanced, high-quality treatment for diseases such as age-related macular degeneration, diabetic retinopathy, and retinal detachment. We have achieved excellent treatment results including more than 700 retinal and vitreous, and glaucoma surgeries in a year.



## 診療体制

教授1名、准教授1名、講師1名、助教4名、病院助教6名、非常勤医師21名。

## 対象疾患

網膜硝子体疾患、加齢黄斑変性、網膜変性、緑内障、白内障、ぶどう膜炎、ドライアイ、角膜疾患、斜視・弱視、小児眼科、眼腫瘍、眼形成。

## 得意分野

糖尿病網膜症、網膜剥離、黄斑円孔、黄斑前膜などの網膜硝子体手術。加齢黄斑変性、黄斑浮腫に対する抗VEGF薬をはじめとする分子標的薬などの新しい薬物治療など。

## 診療実績

初診患者数は年間約3,000人、再診患者数は年間延べ約45,000人。(コロナ禍前)総手術数は年間約1,700件、うち700件は網膜硝子体疾患です。加齢黄斑変性の薬物注入による治療実績は年間約6,000件で優れた治療成績を挙げています。

## 専門外来

網膜硝子体疾患、緑内障、角膜疾患、斜視・弱視、小児眼科疾患、ぶどう膜炎、眼腫瘍、眼形成、ロービジョン、神経眼科。

## 先進医療・研究

加齢黄斑変性や糖尿病網膜症、網膜色素変性などの疾患の病態解明と新規治療法の開発を推進しています。硝子体手術は極小切開や内視鏡を用いて行い、手術中に記録できる光干渉断層計(OCT)を備えています。また、最新のOCT angiographyも導入しています。特に網膜疾患を網膜電図の手法を用いて診断・評価する分野では国際的に高い評価を得ています。

## Medical Care System

One professor; one associate professor; one lecturers; four assistant professor; six clinical assistant professors, and twenty-one part-time doctors.

## Target Diseases

Retinal and vitreous disease, age-related macular degeneration, retinal degeneration, glaucoma, cataract, uveitis, dry eye, corneal disease, strabismus / amblyopia, pediatric eye disease, eye tumor and ophthalmoplasty.

## Strong Fields

Retinal and vitreous surgery for diseases such as diabetic retinopathy, retinal detachment, macular hole, and epiretinal membrane. New drug therapies including molecular targeted drugs such as anti-VEGF agents, and so forth, for age-related macular degeneration and macular edema.

## Clinical Results

The annual number of first-visit patients is about 3,000, and the annual total number of revisit patients is about 45,000. The annual total number of surgeries is about 1,700, of which 700 surgeries are for retinal and vitreous diseases. We have achieved excellent treatment results for about 6,000 patients a year with age-related macular degeneration who are treated with drug infusion.

## Specialized Outpatient Clinic

Retinal and vitreous disease, glaucoma, corneal disease, strabismic / amblyopia, pediatric eye disease, uveal disease, eye tumor, ophthalmoplasty and low vision, neuroophthalmology.

## Advanced Medicine and Research

We promote elucidation of the pathology of diseases such as age-related macular degeneration, diabetic retinopathy, and retinitis pigmentosa and the development of new therapies. We perform vitreous surgery with microincisional vitrectomy technique and endoscope. Our operation room is equipped with a microscope with optical coherence tomography which enable us to record and confirm retinal structures during surgery. We use various latest machinery such as OCT angiography in our clinic. Also, we are highly reputed worldwide in the fields of diagnosis and assessment of retinal disease using electroretinograms.



## 年々増加する患者数と症例に 多面的な治療で向き合う

青年期・成人期のこころの問題について、精神医療の立場から適切な判断とアドバイス・治療を提供します。

## We provide multidimensional treatment for patients and cases that have been increasing every year

From the standpoint of mental health care, we provide an appropriate assessment, advice, and treatment of patients with psychological problems in adolescence and adulthood.



### 診療体制

十分な診察・面接時間を確保するため、初診および再診の患者さんについて完全予約制システムをとっています。はじめて受診する患者さんは、当科の外来に電話もしくは来院して、予約を取る必要があります。

### 対象疾患

統合失調症、うつ病、双極性障害、認知症、不安症、摂食障害、自閉スペクトラム症、注意欠如多動症、睡眠障害などさまざまなこころの問題に対応します。

### 得意分野

青年期から高齢期までの各ライフステージにおけるこころの問題に精通したスタッフが揃っています。薬物療法、心理・精神療法など、多面的な治療を行っています。脳MRIやSPECTなどの神経画像検査、心理検査、睡眠検査などによる脳機能の評価も積極的に実施しています。

### 診療実績

年々需要が増加するこころの問題に対し、最新の医療を、入院(50床)や外来で提供しています。また、市中のメンタルクリニックや精神病院との病診連携や病病連携にも力を入れています。

### 専門外来

特に疾患を限定した専門外来は設けていませんが、初診時に患者さんから状態などを聞いて、最も適切な初診医に予約を入れるようにしています。

### 先進医療・研究

「現在の診断・治療法で最も妥当なものは何か」を検討するとともに、「病態をつきとめ、病態に即した治療・予防法の開発を目指す」ことを基本方針としています。こころの問題に関する最新の知見を日々の臨床に還元すべく、診療スタッフの医療水準を最高に維持するように日々研鑽に励んでいます。

### Medical Care System

To ensure sufficient time for consultation and interview, we have introduced a complete appointment system for first-visit and revisit patients. All first-visit patients are required to either telephone or visit the outpatient clinic of our department to make an appointment.

### Target Diseases

We accept patients with various psychological problems such as schizophrenia, depression, bipolar disorder, dementia, anxiety disorder, eating disorder, autism spectrum disorder, ADHD and sleep disorder.

### Strong Fields

Our staff is familiar with psychological problems in each life stage from adolescence to older age. We perform multidimensional treatment consisting of drug therapy, psychotherapy, and so forth. Also, we actively perform assessment of the brain function using neuroimaging tests such as brain MRI and SPECT, psychological tests, sleep polysomnography, etc.

### Clinical Results

We provide the latest medical care for psychological problems, whose demand for medical support is increasing year by year, in the inpatient department (50 beds) and outpatient clinic. In addition, we also make efforts in hospital-clinic cooperation (with mental clinics in the community) and cooperation between hospitals (with mental hospitals in the community).

### Specialized Outpatient Clinic

Although we do not have specialized outpatient clinics for specific diseases, we will make an appointment with the most appropriate doctor after asking about the patient's condition and other information at the time of initial consultation.

### Advanced Medicine and Research

Our basic policy is "to determine the most appropriate diagnostic and therapeutic techniques" and "to identify the pathology and to aim at developing treatment and prevention methods appropriate for the pathology." We work and study hard every day to maintain the medical care we provide at the highest level so that we can utilize the most recent findings on psychological problems in daily clinical settings.


## 親と子どもの心療科 Child and Adolescent Psychiatry

科長 池田 匡志 (教授)  
Director IKEDA, Masashi (Professor)子どもたちのこころの健康を促し、  
その発達を支えます

12歳以下の子どもたちのメンタルヘルスや発達の問題について、児童青年精神医学の見地からの確かな診断と多面的な治療を提供します。

Facilitating mental health and supporting development  
of youths

We provide psychiatric diagnosis and comprehensive treatment for children and adolescents under 13 with mental health problems and developmental matters.



## 診療体制

十分な診察・面接時間を確保するため、初診および再診の患者さんについて、完全予約制のシステムをとっています。

## 対象疾患

言葉・発達の遅れ、多動、集団へのなじめなさ、同世代と上手く関われない、という乳幼児期～児童期の発達の問題、学校へ行けない、食事が食べられない、などの児童期のこころの問題に対応します。

## 得意分野

乳児期から児童期までの各ライフステージにおけるメンタルヘルスや発達の課題について診断と治療に精通したスタッフが担当します。薬物療法、精神療法など多面的な支援を行っています。心理検査、睡眠検査などによる評価も積極的に実施しています。最新の医学研究に基づいて病態を理解し、臨床研究の成果を積極的に臨床に活かすように努めています。

## 診療実績

年々需要が増加する子どものこころの問題に対し、根拠に基づく確かな医療を提供しています。また、子どものこころの問題を扱うクリニックや病院、さまざまな支援機関との連携にも力を入れています。

## 先進医療・研究

「現在の診断・治療法で最も妥当なものは何か」を検討するとともに、「病態をつきとめ、病態に即した治療・予防法の開発を目指す」ことを基本方針としています。子どものこころの問題に関する最新の知見を日々の臨床に還元すべく、診療スタッフの医療水準を最高に維持するように日々研鑽に励んでいます。

## Medical Care System

To ensure sufficient time for consultation and interviews, we have implemented a reservation only system for new and returning patients.

## Target Diseases

We provide psychiatric care for developmental disorders such as language delay and other developmental matters, hyperactivity, poor adaptation to peer groups, and inability to establish a good relationship with peers about the same age as well as mental health problems in childhood such as the inability to go to school or eat normally.

## Strong Fields

Our staff members specialize in diagnosis and treatment for developmental matters and mental health problems which occur in the life stages from infancy to childhood. We provide comprehensive treatment including pharmacotherapy, psychotherapy, and other psychosocial interventions. We also evaluate patients through measures such as psychological tests, sleep polysomnography, etc. We maintain a vigorous interest in the current research findings and clinical evidence for the complete range of issues facing our patients.

## Clinical Results

We provide evidence-based treatment for the increasing number of emotional and developmental issues that youths face as they get older. In addition, we are actively cooperating with medical care facilities and other support systems where children's mental problems are handled.

## Advanced Medicine and Research

While investigating the best diagnosis and treatment methods at present, our basic policy is to seek to identify the pathology and develop treatments and preventive methods based on the pathology identified. In order to translate the latest advances in knowledge about children's mental problems into clinical practice, we keep our medical staff trained to the highest medical level.

## 全国有数の造血幹細胞移植など 高度専門治療が充実

小児科における各医師の専門分野を生かした高度医療を中心に  
行っています。

## Promotion of multidisciplinary treatments for rare diseases in children

We provide medical care, mainly an intensive care medical service, utiliz-  
ing the expertise of each doctor's specialized pediatric field.



### 診療体制

外来は予約制の専門外来(血液・腫瘍、神経、先天性免疫不全、新生児、感染症・予防接種、循環器、内分泌、遺伝、血液・腫瘍長期フォローアップ)と一般外来を設けています。入院は血液・腫瘍性疾患、新生児、神経疾患などを中心に診療を行っています。

### 対象疾患

白血病、リンパ腫、再生不良性貧血などの血液疾患や神経芽腫などの腫瘍性疾患、低出生体重児や先天性横隔膜ヘルニアなどの新生児疾患、難治性てんかんなどの小児神経疾患、先天性免疫不全症、先天性サイトメガロウイルス感染症などです。

### 得意分野

造血幹細胞移植は全国でも有数の症例数を行っている小児施設のひとつです。「小児がん拠点病院」に全国上位の評価で認定されています。新生児では先天性横隔膜ヘルニアなど新生児外科疾患に力をいれ、難治てんかんの患者さんではビデオ脳波同時記録や高解像度MRI解析を用いて診断を行っています。また、脳神経内科、脳神経外科、精神科などと共同でてんかんセンターとして診療しています。

### 診療実績

2022年の血液・腫瘍性疾患の新患の患者数は60人で、造血幹細胞移植は42人です。てんかんなどの神経疾患の新患の患者数は131人、通院患者数は約1,000人、新生児のNICU入院患者数は年間338人で先天性横隔膜ヘルニアは14人です。

### 専門外来

小児血液・腫瘍外来、小児神経外来、先天性免疫不全症外来、新生児外来、感染症・予防接種外来、小児循環器外来、小児内分泌外来、染色体・遺伝性疾患外来、血液・腫瘍長期フォローアップ外来を設けています。

### 先進医療・研究

細胞を使って再発、難治の白血病や小児がんに対する治療を行う臨床研究、新生児のけいれん発作の脳波モニタリング、新生児脳症の脳低温療法や、高磁場MRI、脳波-fMRI同時記録、脳磁図、PETによるてんかん焦点同定の臨床研究、先天性サイトメガロウイルス感染症に対する抗ウイルス薬の第Ⅲ相治験を行っています。

### Medical Care System

We have two types of outpatient clinics: reservation-based specialized outpatient clinics (hematology/oncology, neurology, infectious diseases, neonatology, cardiology, endocrinology, genetic and hematology and oncology long-term follow up) and a general outpatient clinic. For inpatients, we mainly provide medical care to patients with hematologic and neoplastic disease, neonates, patients with neurologic disorders, etc.

### Target Diseases

Blood diseases, such as leukemia, lymphoma, and aplastic anemia; neoplastic diseases, for example, neuroblastoma; neonatal diseases, for instance, congenital diaphragmatic hernia; pediatric neurologic disorders, such as intractable epilepsy; and other conditions, including congenital immunodeficiency, congenital cytomegalovirus diseases, etc.

### Strong Fields

Our department is among the pediatric institutions that have performed the highest number of hematopoietic stem cell transplantations in Japan. Nagoya University Hospital is the nation's designated Childhood Cancer Hub Hospital and is the high-rated among the 15 selected facilities nationwide. For neonates, we focus on neonatal surgical diseases such as congenital diaphragmatic hernia. For patients with intractable epilepsy, we utilize simultaneous video-EEG recording and high-resolution MRI analysis to aid diagnosis. In Nagoya University Epilepsy Center we provide comprehensive medical care for children with epilepsy in collaboration with the Department of Neurology, Neurosurgery and Psychiatry.

### Clinical Results

In 2022, we provided medical care to 60 new patients with hematologic and neoplastic disease and performed 42 hematopoietic stem cell transplants. Annually, we treat 131 new patients and about 1,000 outpatients with neurologic disorders such as epilepsy. In 2021, 338 neonatal inpatients were received into the NICU and 14 patients with congenital diaphragmatic hernia.

### Specialized Outpatient Clinic

We provide outpatient medical care in pediatric blood and tumor, pediatric neurologic, congenital immunodeficiency, neonatal, virus, pediatric cardiovascular, pediatric endocrine, genetic and hematology and oncology long-term follow up disease outpatient clinics.

### Advanced Medicine and Research

We are involved in clinical research in the following areas: overcoming complications associated with clinical study of immune cell therapy for relapsed / refractory childhood leukemia and cancer, research of mesenchymal stem cell electroencephalographic monitoring in neonatal epilepsy, brain hypothermia therapy for neonatal encephalopathy, the identification of epileptic seizure focus by PET and high magnetic field MRI, and Phase III clinical trial of antiviral therapy in infants with congenital cytomegalovirus diseases.



## 皮膚科 Dermatology

科長 秋山 真志 (教授)  
Director AKIYAMA, Masashi (Professor)

## | 皮膚に関する問題はすべてが守備範囲

皮膚に現れた症状や変化はすべて皮膚科医の守備範囲です。たとえそれが全身性疾患により発症したものであっても、皮膚に関しては当科が治療にあたっています。

## | All skin problems are within our field

All the symptoms and changes on the skin fall within the domain of dermatologists. Even if such symptoms or changes are the result of systemic diseases, our department will treat them as long as they are on the skin.



## 診療体制

一般外来:月～金曜日。皮膚腫瘍外来:月午後、火、水、金曜日。膠原病外来:月、木曜日。魚鱗癬・遺伝性角化異常症外来:水曜日。炎症性角化症・膿疱性乾癬外来:火曜日。(いずれも初診)

## 対象疾患

皮膚癌(悪性黒色腫、有棘細胞癌、乳房外Paget病、血管肉腫など)、膠原病(エリテマトーデス、皮膚筋炎、強皮症、シェーグレン症候群など)、遺伝性皮膚疾患(角化異常症・魚鱗癬、表皮水疱症)、炎症性角化症(膿疱性乾癬など)、アトピー性皮膚炎、じんま疹、その他皮膚疾患一般。

## 得意分野

皮膚癌の診断と手術、抗がん剤や免疫チェックポイント阻害薬などの全身治療、集学的治療。治験治療、がん遺伝子パネル検査を用いた個別化医療、先進医療。膠原病の診断と治療。遺伝性皮膚疾患の遺伝子診断。アトピー性皮膚炎の発症因子(フィラグリン遺伝子変異)や膿疱性乾癬の発症因子(IL36RN遺伝子変異)の検索。

## 診療実績

皮膚腫瘍の手術件数は年間350件程度。抗がん剤治療は30名以上が通院中。がん遺伝子パネル検査は累計20症例以上。エリテマトーデス、皮膚筋炎、強皮症などの膠原病患者が200名以上通院中。難治性遺伝性皮膚疾患の遺伝子診断は累積300例。

## 専門外来

皮膚腫瘍、膠原病、魚鱗癬・遺伝性角化異常症外来、炎症性角化症・膿疱性乾癬、皮膚科一般。

## 先進医療・研究

皮膚悪性腫瘍のがん遺伝子パネル検査を用いた先進医療や、多施設共同の治験。フィラグリン遺伝子変異の検索によるアトピー性皮膚炎のテーラーメイド医療。さまざまな自己抗体の膠原病発症に果たす役割の研究や、診断用自己抗体の測定キットの開発。難治性遺伝性皮膚疾患(魚鱗癬、炎症性角化症・膿疱性乾癬、表皮水疱症)の遺伝子診断、出生前診断。

## Medical Care System

General outpatient clinic: Monday through Friday  
Skin tumor outpatient clinic: Monday afternoon, Tuesday, Wednesday, and Friday  
Collagen disorder outpatient clinic: Monday and Thursday  
Outpatient clinic for ichthyosis and inherited dyskeratosis: Wednesday  
Inflammatory keratosis and generalized pustular psoriasis outpatient clinic: Tuesday (All these indications are for the first visit.)

## Target Diseases

Skin cancers (e.g., malignant melanoma, squamous cell carcinoma, extramammary Paget's disease, angiosarcoma), collagen disorders (e.g., lupus erythematosus, dermatomyositis, scleroderma, Sjogren's syndrome), genetic skin diseases (e.g., dyskeratosis, ichthyosis, epidermolysis bullosa), inflammatory keratosis (e.g., generalized pustular psoriasis), atopic dermatitis, urticaria, and other skin diseases.

## Strong Fields

Diagnosis and treatment of skin cancers (systemic and multidisciplinary treatments including chemotherapy and immune checkpoint inhibitors, clinical trials, personalized medicine using cancer multi-gene panel testing, and advanced medical care), diagnosis and treatment of collagen disorders, genetic testing of a variety of genetic skin diseases, and detection of pathogenic factors of atopic dermatitis (filaggrin gene mutations), pustular psoriasis (IL36RN gene mutation).

## Clinical Results

We operate on 350 skin tumor cases per year. More than 30 patients are currently undergoing chemotherapy treatment on an outpatient basis. Cancer multi-gene panel testing has been performed on more than 20 cases so far. The cumulative number of cases that have undergone sentinel lymph node biopsy is 200. Currently, the department has more than 200 outpatients affected with collagen disorders, such as lupus erythematosus, dermatomyositis and scleroderma. The cumulative number of genetic tests conducted on patients with intractable genetic skin diseases is 300.

## Specialized Outpatient Clinic

Skin tumor, collagen disorder, ichthyosis and inherited dyskeratosis, inflammatory keratosis and generalized pustular psoriasis, and general dermatology.

## Advanced Medicine and Research

Advanced medical treatment using cancer multi-gene panel testing for skin cancers, and multi-center clinical trials; tailor-made care of atopic dermatitis by detection of filaggrin gene mutations; research on the roles of various autoantibodies in the onset of collagen disorders; development of assay kits for diagnostic autoantibodies; and genetic testing and prenatal diagnosis for intractable genetic skin diseases, such as ichthyosis, inflammatory keratosis and generalized pustular psoriasis, epidermolysis bullosa.

## 幅広い症例に対応する 豊富な実績と専門性

尿路性器(腎、尿管、膀胱、尿道、前立腺、陰茎、精巣)疾患の診療を、診断から治療まで包括的に実施しています。

## Extensive achievements and expertise to treat patients with various diseases

We provide comprehensive medical care including diagnosis and treatment of urogenital (kidney, ureter, bladder, urethra, prostate, penis, and testis) disease.



### 診療体制

教授、准教授、講師(2名)、助教(6名)、医員(7名)にて診療を実施しています。外来は月曜日から金曜日の毎日。手術日は月、火、木、金曜日の週4日行っています。

### 対象疾患

当科領域の良性・悪性腫瘍、先天奇形、機能的・器質的疾患全般、女性泌尿器科領域疾患(骨盤臓器脱)、排尿障害(神経因性膀胱、前立腺肥大症、尿失禁)、性同一性障害・男性不妊症を含めた性生殖疾患、尿路結石。

### 得意分野

尿路性器癌(腎癌、前立腺癌など)の腹腔鏡手術・ロボット手術、前立腺癌小線源治療、骨盤臓器脱・腹圧性尿失禁の手術治療、腎移植、神経因性膀胱・前立腺肥大症・尿失禁などの排尿障害診療、尿路結石、癌化学療法。

### 診療実績

1日外来患者数120~130名、1日平均入院患者数30名、年間手術件数約600件、うち腹腔鏡下手術29件(腎悪性腫瘍手術29件)、腎移植15件、年間小線源治療(前立腺癌)13件。ロボット支援下手術では、ロボット支援前立腺全摘除術84件、ロボット支援腎部分切除術60件、ロボット支援膀胱全摘除12件。ロボット支援下手術 計156件。

### 専門外来

当科一般外来に加え、腎移植、尿失禁・排尿障害、前立腺癌に対して専門外来を実施しています。

### 先進医療・研究

精巣癌に対する腹腔鏡下後腹膜リンパ節郭清術を先進医療として実施しています。

### Medical Care System

One professor, one associate professor, two lecturers, six assistant professors, and seven doctors provide medical care. Outpatient days are Monday through Friday. Surgery days are Monday, Tuesday, Thursday, and Friday.

### Target Diseases

Benign and malignant tumors within the scope of our department, congenital malformation, all functional and organic diseases, diseases in the field of female urology (pelvic organ prolapse), urinary disturbances (neurogenic bladder, prostatic hyperplasia, and urinary incontinence), sexual and reproductive diseases including gender identity disorder and male infertility, and urinary calculus.

### Strong Fields

Laparoscopic surgery and robotic surgery for urogenital cancer (e.g. renal cancer, prostate cancer), brachytherapy for prostate cancer, surgical treatment of pelvic organ prolapse and stress urinary incontinence, renal transplantation, medical care for urinary disturbances including neurogenic bladder, prostatic hyperplasia, and urinary incontinence, urinary calculus, and cancer chemotherapy.

### Clinical Results

The daily number of outpatients is 120 to 130; the daily average number of inpatients is 30; the annual number of surgeries is about 600 (of those, 29 are laparoscopic surgeries [surgery for renal cancer: 29]), the annual number of renal transplantations is 15; the annual number of brachytherapy procedures (for prostate cancer) is 13. Robot-assisted surgery included 84 radical prostatectomy, 60 partial nephrectomy and 12 radical cystectomy. Robot-assisted surgery 156 at our hospital.

### Specialized Outpatient Clinic

In addition to medical care in the general outpatient clinic, we provide medical care in the specialized outpatient clinics for renal transplantation, urinary incontinence, impaired urination, and prostate cancer.

### Advanced Medicine and Research

For advanced medicine, we perform laparoscopic retroperitoneal lymph node dissection for testicular cancer.

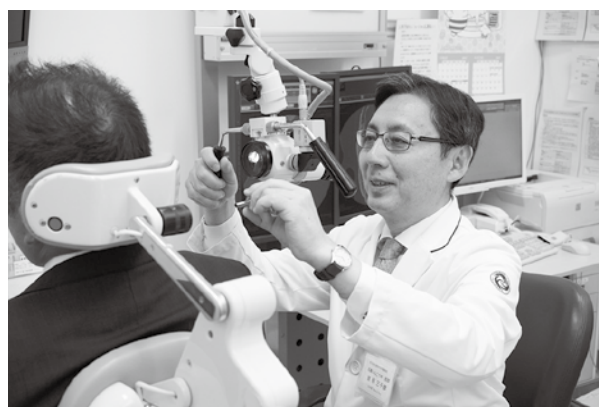
## 耳鼻いんこう科 Otorhinolaryngology

科長 曾根 三千彦 (教授)  
Director SONE, Michihiko (Professor)身近な症例にも専門性の高い  
先進的治療

当科は五感のうち聴覚、嗅覚、味覚、触覚を担当し、発声と聞き取りのコミュニケーションに関与しています。

We perform advanced treatment based on a high  
level of expertise even for common diseases

Of the five senses, our department deals with hearing, smell, taste, and touch and is involved in communication by vocalization and hearing.



## 診療体制

病棟はAグループ(耳手術、副鼻腔内視鏡手術、突発性難聴、メニエール病などの内耳疾患、炎症性疾患など担当)とBグループ(頭頸部腫瘍など担当)の2グループ制の診療体制をとっています。

## 対象疾患

耳、鼻、のどの腫瘍、炎症、奇形、外傷にかかわる疾患や、嚥下障害、頭蓋底腫瘍とも深くかかわっています。耳性めまいも守備範囲であり、めまいの鑑別に関与します。補聴器適合も行っています。

## 得意分野

難聴の鑑別診断(特に3テスラMRIを用いた画像診断による内外リンパ腔サイズや血液迷路関門の把握)と鼓室内薬剤投与による内耳疾患の治療を行っています。

頭頸部癌における機能温存を目指した治療を得意とします。

## 診療実績

突発性難聴、前庭水管拡大症など内耳疾患における診療実績は多数の論文業績に記されています。機能温存を目指した頭頸部腫瘍の治療や睡眠時無呼吸治療についても種々の観点からのデータを基に業績を挙げています。

## 専門外来

腫瘍外来、エコー外来、突発性難聴外来、鼻外来、めまい外来、補聴器外来、デカ注外来(内耳疾患に対する鼓室内デキサメサゾン注入)など専門外来を設けています。

## 先進医療・研究

3テスラMRIを用いた内耳画像検査、耳手術時の血流の測定、ナビゲーション手術、音声変換技術を用いた音声の再獲得の取り組みなど先進的治療を行っています。

## Medical Care System

Our inpatient department consists of Group A (in charge of endoscopic paranasal sinus surgery, ear surgery, inflammatory disease, inner ear disease including sudden deafness and Meniere's disease, etc.) and Group B (in charge of head and neck tumor, dysphagia, etc.).

## Target Diseases

We are deeply involved in diseases related to tumors, inflammation, malformation, and injury of ear, nose, and throat, dysphagia, and skull base tumors. Otologic vertigo is also within our field, and we are involved in the differentiation of vertigo. We also perform hearing aid fittings.

## Strong Fields

We perform differential diagnosis of deafness (especially, measurement of endolymphatic and perilymphatic space sizes and identification of the blood-labyrinth barrier by diagnostic imaging using three-Tesla MRI) and treatment of inner ear disease with intratympanic medication. We have confidence in performing treatment of head and neck cancer aiming at functional preservation.

## Clinical Results

Our clinical results of inner ear disease such as sudden deafness and large vestibular aqueduct syndrome are published in many journals. For treatment of head and neck tumors aiming at functional preservation and treatment of sleep apnea as well, we make achievements examining data from various viewpoints.

## Specialized Outpatient Clinic

We provide medical care in specialized outpatient clinics including: tumor outpatient clinic, ultrasonography outpatient clinic, sudden deafness outpatient clinic, nose outpatient clinic, dizziness outpatient clinic, hearing aid outpatient clinic, and dexamethasone infusion outpatient clinic (intratympanic dexamethasone infusion for inner ear disease).

## Advanced Medicine and Research

We perform advanced treatment such as imaging study of the inner ear using three-Tesla MRI, measurement of blood flow during ear surgery, endoscopic sinus surgery with navigation, and voice restoration using a voice conversion system. We will make an application for approval of inner ear MRI after intratympanic gadolinium administration as advanced medicine.



あらゆる疾患を対象とし  
豊富な実績を誇る

さまざまな画像診断、放射線診断技術に応用した低侵襲治療 (IVR)、癌に対する放射線治療を担当しています。

## Our department provides medical imaging and radiation therapy for various diseases

We are responsible for diagnostic imaging, interventional radiology (IVR) and radiation therapy for cancer.



## 診療体制

画像診断グループと放射線治療グループにわかれています。画像診断グループには、CT、MRI、IVR、超音波、アイントープを担当する医師が所属しており、それぞれの専門医が検査を施行し、画像診断報告書を作成しています。

## 対象疾患

CT、MRI、核医学、IVRは炎症、腫瘍、先天異常など、全身のあらゆる疾患が対象となります。超音波は当院では乳腺疾患が中心です。放射線治療は悪性腫瘍(がん)や一部の良性疾患(ケロイド、甲状腺眼症など)が対象となります。

## 得意分野

中枢神経や内耳疾患のMRI診断、胆道・膵臓のCT診断、胸部画像診断、PET診断(メチオニンなどを含む)、甲状腺癌・甲状腺機能亢進症に対するヨード内用療法、内臓動脈瘤の血管内治療、乳腺画像診断、高精度放射線治療。

## 診療実績

当施設では年間約55,000件のCT検査、19,000件のMRI検査、4,100件の超音波検査(乳腺・甲状腺)、4,600件のRI/PET検査、700件のIVR(放射線実施分)を行っています。

放射線治療は年間約850人に行っています。

## 専門外来

IVRの外来を月・水・金曜日午前、甲状腺癌に対するヨード内用療法の外来を火・金曜日午前、甲状腺機能亢進症に対するヨード内用療法の外来を木曜日午後開設しています。放射線治療は毎日、専門医による外来があります。

## 先進医療・研究

内耳の高分解能MRI、仮想気管支鏡、FDG以外の核種によるPET、乳腺非触知病変における超音波検査。定位照射や強度変調放射線治療(IMRT)

## Medical Care System

Our department consists of the diagnostic imaging group and the radiation therapy group. In the diagnostic imaging group, each specialist interprets radiological images CT, MRI, angiography, ultrasonography, and radioisotope (RI) examination and prepares diagnostic reports. In the radiation therapy group, each specialist plans and performs irradiation mainly for malignant tumors.

## Target Diseases

CT, MRI, RI (including PET), and IVR are performed for various diseases of the entire body such as inflammation, tumor, and congenital anomaly. In our hospital, ultrasonography is performed mainly for breast and thyroid disease. Radiation therapy is performed for many malignant tumors and a few benign diseases.

## Strong Fields

MRI diagnosis of central nerve system and inner ear diseases, CT diagnosis of biliary tract and pancreas, diagnostic imaging of the breast, PET diagnosis (including methionine), radioiodine therapy for thyroid cancer and hyperthyroidism, endovascular therapy of visceral artery aneurysm, diagnostic imaging of mammary glands, and high-precision radiation therapy.

## Clinical Results

The approximate numbers of diagnostic imaging testing performed per year are as follows: CT: 55,000; MRI: 19,000; Ultrasonography: 4,100; RI/PET: 4,600; and Interventional procedures (conducted by radiologists): 700. We performed radiotherapy for about 850 patients per year.

## Specialized Outpatient Clinic

We provide medical care in the IVR outpatient clinic on Monday, Wednesday, and Friday morning, the outpatient clinic of radioiodine therapy for thyroid cancer on Tuesday and Friday morning, and the outpatient clinic of radioiodine therapy for hyperthyroidism on Thursday afternoon. Radiation therapy is performed by specialists every day in the outpatient clinic.

## Advanced Medicine and Research

High-resolution MRI of the inner ear, virtual bronchoscopy, PET using nuclides other than FDG, ultrasonography for nonpalpable mammary gland lesions, stereotactic lung irradiation, and prostate cancer IMRT.

## 麻酔科 Anesthesiology

科長 西脇 公俊 (教授)  
Director NISHIWAKI, Kimitoshi (Professor)手術麻酔、外科系集中治療のみならず  
疼痛治療も充実

手術麻酔、周術期全身管理と慢性疼痛を中心としたペインクリニック診療を行っています。

Extensive pain treatment as well as surgical  
anesthesia and surgical intensive care

We perform surgical anesthesia and perioperative systemic management and provide medical care in the pain clinic mainly targeting chronic pain.



## 診療体制

手術・検査時の全身麻酔、硬膜外麻酔、脊椎くも膜下麻酔を休日・時間外も含めて全例行っています。ペインクリニックは月・水・金曜日の外来と入院診療を行っています。外科系集中治療部の管理運営も主体となって行っており、総勢48名のスタッフで診療にあたっています。

## 対象疾患

手術麻酔は、それを必要とする疾患すべてが対象となります。ペインクリニックは、帯状疱疹後神経痛、CRPS、三叉神経痛などの慢性疼痛を中心に疼痛のある疾患全般を対象としています。外科系集中治療部門では主に周術期の重症患者の全身管理を行っています。

## 得意分野

手術麻酔・ペインクリニックともに、超音波ガイド下末梢神経ブロックを積極的に取り入れています。ペインクリニックでは、脊髄電気刺激療法、高周波熱凝固法による神経ブロック、各種神経ブロックを行っています。

## 診療実績

麻酔科管理の手術麻酔は2022年度で6,293例を行っています。ペインクリニックは外来約30人／日・入院2床で診療を行っています。

## 専門外来

専門外来として疼痛治療を行っています。術前診察も行っています。

## 先進医療・研究

神経原性肺水腫、麻酔薬の血管内皮細胞に対する影響、心拍変動、超音波ガイド下末梢神経ブロック、術後鎮痛に関する臨床研究などを行っています。

## Medical Care System

The department consists of 48 members. We provide general anesthesia, epidural anesthesia, and spinal anesthesia for all patients undergoing surgery or examinations for 24 hours. The pain clinic is open for outpatients on Mondays, Wednesdays, and Fridays and the clinic also provides inpatient medical care. We also play an active role in the management of the Surgical Intensive Care Unit.

## Target Diseases

Surgical anesthesia is provided for all diseases that require it. The pain clinic treats patients with all diseases with pain, mainly chronic pain, such as postherpetic neuralgia, CRPS, and trigeminal neuralgia. The surgical intensive care unit provides systemic management of severely ill patients, mainly during the perioperative period.

## Strong Fields

We actively perform peripheral nerve block under ultrasonographic guidance both in surgical anesthesia and in the pain clinic. In the pain clinic, we perform spinal cord electric stimulation therapy, nerve block using high-frequency thermocoagulation, and various other nerve blocks.

## Clinical Results

The number of cases where this department was in charge of the surgical anesthesia was 6,293 in fiscal year 2022. The pain clinic treated 30 outpatients a day and two inpatients at one time.

## Specialized Outpatient Clinic

We provide pain treatment at a dedicated outpatient clinic as well as preoperative patient assessment.

## Advanced Medicine and Research


We conduct many research such as neurogenic pulmonary edema, the effect of anesthetics on vascular endothelial cells, heart rate variability, and postoperative pain control with peripheral nerve block under ultrasonographic guidance.

## 再生医療の研究や インプラント治療などの先端医療も

再生医療をはじめ先端医療の歯科臨床への応用に取り組んでいます。  
また、口腔外科疾患全般に対応しています。

## Research on regenerative medicine and advanced medicine such as implant treatments

We address the application of advanced medicine including regenerative medicine in dental practice. We accept patients with all oral diseases.



### 診療体制

初診・再診ともに平日は毎日診察しています。初診受付は午前11時までです。診察は基本的に予約制となっています。

### 対象疾患

歯槽骨萎縮・欠損、口腔腫瘍(歯肉癌、舌癌など)、口唇口蓋裂、顎変形症(下顎前突症、小下顎症など)、顎関節症、嚢胞性疾患、顎顔面領域の外傷、埋伏歯、全身管理を要する歯科治療、その他(顎骨周囲炎など)を対象としています。

### 得意分野

歯槽骨萎縮・欠損に対する骨再生治療、歯の喪失に対するインプラント治療、顎変形症に対する顎骨形成術、口腔癌に対する集学的治療です。

### 診療実績

骨造成術、インプラント埋入術、顎変形症手術、口唇口蓋裂手術、良性腫瘍、悪性腫瘍、外傷の実績があります。

### 専門外来

月・火曜日の午後は埋伏歯抜歯などの口腔外科小手術、木曜日午後はインプラント外来を設けています。なお、午前中は各歯科医師がそれぞれの専門分野に応じて診察しています。

### 先進医療・研究

骨髄幹細胞を用いた骨造成術をはじめとする再生医療の研究を積極的に進めています。

### Medical Care System

Both new patients and revisit patients are accepted on weekdays. New patients are accepted until 11:00 a.m. Consultation with a dentist basically requires a prior appointment.

### Target Diseases

Atrophy and defect of the alveolar bone, oral neoplasia (e.g. gingival cancer, tongue cancer), cleft lip and palate, jaw deformity (e.g. mandibular prognathism, microgenia), temporomandibular disorders, cystic disease, injury of the maxillofacial area, impacted tooth, dental treatment requiring systemic management, and other diseases (e.g. perimaxillary inflammation).

### Strong Fields

Bone regenerative treatment for atrophy and defects of the alveolar bone, implant treatment for loss of teeth, mandibuloplasty for jaw deformity, and multimodality therapy for oral cancer.

### Clinical Results

Osteoplasty, implant placement, surgery for jaw deformity, cleft lip and palate surgery, benign tumor, malignant tumor, and trauma.

### Specialized Outpatient Clinic

Minor oral surgeries such as impacted tooth extraction are conducted on Monday and Tuesday afternoons. Implant outpatients are accepted on Thursday afternoons. Dentists provide medical care related to his/her specialized field in the morning.

### Advanced Medicine and Research

Research on regenerative medicine such as osteoplasty using bone marrow stem cells has been actively conducted.



## 脳神経外科 Neurosurgery

科長 齋藤 竜太 (教授)  
Director SAITO, Ryuta (Professor)①-1 進化型手術室“Brain Theater”を擁し、  
超難度の手術に挑む

当教室の歴史は古く、日本脳神経外科学会の創設者・齋藤眞教授より始まりました。その後、常に脳神経外科の先駆的開発に挑戦し続けています。

## Equipped with an advanced operating room, Brain Theater, and performing complex surgery

Our department has a long history; it was established by Professor Makoto Saito, the founder of the Japan Neurosurgical Society. Since then, our department has always been challenging the pioneering development of neurosurgery.



## 診療体制

東海地区に多数の関連施設を擁し、脳神経外科領域の各種疾患に対して適切な、最新の治療を提供できる体制を構築しております。手術室には、術中MRI、内視鏡・外視鏡システム、手術ナビゲーションシステム、ロボット手術機器など最新鋭の機器を備え、万全の体制で治療にあたります。他科との連携も良く、小児科、放射線科、脳神経内科、内分泌内科など多くの科と連携しつつ、集学的な医療提供が可能となっています。また、最新鋭の脳外科手術機器の開発、産学連携による新規治療法の確立による治療成績の向上に努めています。

## 対象疾患

良性・悪性脳腫瘍、頭蓋底腫瘍、小児脳腫瘍、脳血管障害、てんかん等の脳機能障害、難治性疼痛、脊椎・脊髄疾患等、脳神経外科領域の疾患全般を対象としています。

## 得意分野

成人および小児脳腫瘍の高精度画像誘導ナビゲーション手術、術中MRI併用手術、脳卒中疾患の高度血管内手術および血管外科直達手術、神経内視鏡による下垂体腫瘍手術および脳室内手術、機能的脳外科によるパーキンソン病・本態性振戦定位脳手術、難治性疼痛・てんかん手術、低侵襲脊髄脊髄手術、脊椎腫瘍に対する集学的治療。核酸医療等の先進医療開発。

## 診療実績

年間の手術数は544件。関連病院(54施設)を含めると12,987件。関連病院を含めた入院患者疾患別では、腫瘍3,010例、動脈瘤1,982例、脳出血3,153例、脳梗塞3,298例、頭部外傷5,298例、脊椎脊髄疾患3,177例、機能的脳外科疾患1,168例、その他疾患948例、総計23,363例(2021年実績)。

## 専門外来

脳腫瘍、遺伝子・再生医療・細胞療法、血管内手術、機能・てんかん外科、下垂体・内視鏡手術、脊髄・脊椎、末梢神経、脳卒中。

## 先進医療・研究

当科は生命科学・医工工学の進歩を取り入れ、本邦初の脳腫瘍遺伝子治療を実施。細胞・脳・脊髄の再生医療や、脳血管内治療の開拓に尽力するとともに、コンピュータ・画像診断の新技術を導入し精巧な手術法を開発しています。術中MRIやアジア初の導入された高精度ナビゲーションロボ「NeuroMate」を駆使した進化型手術室(Brain Theater)を擁立しています。脳腫瘍に対する各種治験・共同研究、脳血管内治療に関する各種治験・共同研究等にも取り組んでいます。

## Medical Care System

With many associated hospitals in the Tokai area, we have built a system that can provide the latest and appropriate treatment for various diseases in the neurosurgery field. The operating room is equipped with state-of-the-art equipment such as intraoperative MRI, endoscope/exoscope system, surgical navigation system, robotic surgical equipment, etc., and provides safe and optimal treatment. Cooperating with many other departments such as pediatrics, radiology, neurology, and endocrinology, etc., we provide multi-disciplinary medical care.

## Target Diseases

We target all neurosurgical diseases, including benign/malignant brain tumors, skull base tumors, pediatric brain tumors, cerebrovascular disorders, brain dysfunction such as epilepsy, intractable pain, and spine/spinal cord diseases.

## Strong Fields

High-precision image-guided navigation surgery for adult and pediatric brain tumors, intraoperative MRI combined surgery, advanced endovascular surgery and direct vascular surgery for stroke, neuroendoscopic pituitary tumor surgery and intraventricular surgery, functional neurosurgery for Parkinson's disease, stereotactic neurosurgery for essential tremor, intractable pain/epilepsy surgery, minimally invasive spinal cord surgery, multidisciplinary treatment for spinal tumors. Advanced medical development such as nucleic acid medicine.

## Clinical Results

The annual number of surgeries was 544; the number amounts to 12,987 if surgeries performed in affiliated hospitals (54 facilities) were included. The breakdown of a total of 23,363 inpatients according to diseases, including inpatients in affiliated hospitals, was as follows: 3,010 patients with a tumor, 1,982 patients with aneurysms, 3,153 patients with cerebral hemorrhage, 3,298 patients with cerebral infarction, 5,298 patients with head trauma, 3,177 patients with spinal disease, 1,168 patients with functional neurosurgical disease, and 948 patients with other disease (results in 2021).

## Specialized Outpatient Clinic

Brain tumor; genetic, regenerative, and cell therapies; endovascular surgery; functional and epilepsy surgery; pituitary gland and endoscopic surgery; spinal cord and spine; peripheral nerve; stroke and, pediatric neurosurgery.

## Advanced Medicine and Research

Our department has adopted advancement in life science and medical engineering and performed the first gene therapy for brain tumor in Japan. In addition to making efforts to develop cellular and regenerative medicine for brain, spinal cord and cerebro-endovascular treatment, we introduce new technologies in computer and diagnostic imaging to establish sophisticated surgical methods. Our department is equipped with an advanced operating room (Brain Theater), which fully uses intraoperative MRI and the high-accuracy navigation robot "Neuro Mate," which was introduced for the first time in Asia. We are also engaged in various clinical trials and joint research on brain tumors and on cerebrovascular treatment.

## 複数の慢性疾患を抱えた高齢者を総合的に診療

高齢の患者さん、特に内科的な多臓器疾患を持つ方を対象とし、総合的な診療を行っています。

## Comprehensive medical care for elderly people

Our department provides comprehensive medical care to elderly patients, especially to those with multiple medical conditions.



### 診療体制

高齢の患者さんを包括的に診療しています。外来は毎日2診～3診で対応しています。毎日、初診も受け付けていますが、事前に病診連携システムを使用して予約をしないと診察時間が遅くなる可能性があります。

### 対象疾患

- 1) いくつかの症状や病気が重なって、総合的な評価、治療
- 2) 認知症の診断、評価、治療計画
- 3) 高齢者の生活習慣病に対する総合的な診療
- 4) 転倒しやすい、日常生活動作 (ADL) の低下、栄養障害、誤嚥しやすい、など老年症候群、フレイル (虚弱) に対する総合的な評価、治療

### 得意分野

多数の慢性疾患を抱えた高齢者を総合的に診療することを専門としています。

### 診療実績

2020年度外来延べ患者数: 5,024人  
2020年度入院延べ患者数: 4,737人  
2020年度病床数: 17床  
2020年度平均在院日数: 23.3日

### 専門外来

もの忘れに関する外来は、月～金曜日まで毎日初診を受け付けています。

### Medical Care System

Our department provides comprehensive medical care to elderly people. Two or three outpatient specialists provide medical care to patients every day. We accept first-visit patients every day. We recommend you to make a prior appointment using the hospital-clinic cooperation system.

### Target Diseases

- 1) Comprehensive evaluation and treatment of multiple coexisting symptoms and diseases
- 2) Diagnosis, evaluation, and treatment regimen for dementia
- 3) Comprehensive medical care for lifestyle-related diseases in elderly people
- 4) Comprehensive evaluation and treatment of geriatric syndrome and frailty including tendency to fall, decreased activities of daily living (ADL), malnutrition, and tendency of aspiration

### Strong Fields

Our department specializes in providing comprehensive medical care to elderly people with multiple chronic medical conditions.

### Clinical Results

The total number of outpatients in fiscal year 2020: 5,024 outpatients  
The total number of inpatients in fiscal year 2020: 4,737 inpatients  
The number of beds in fiscal year 2020: 17 beds  
The average length of stay in fiscal year 2020: 23.3 days

### Specialized Outpatient Clinic

At our outpatient clinic for those presenting forgetfulness, we accept first-visit patients from Monday through Friday.

## 脳神経内科 Neurology

科長 勝野 雅央 (教授)  
Director KATSUNO, Masahisa (Professor)①-1  
患者安全推進部  
医学研究倫理・臨床倫理推進室  
超高齢社会に即し、  
多数の専門医が柔軟に対応

超高齢社会で増加が予想される神経変性疾患や認知症、三大死因の1つ脳卒中の診断と治療などを行います。

## A large number of specialists flexibly provide medical care in response to the aging society

We perform activities such as diagnosis and treatment of neurodegenerative diseases and dementia, which will increase in the aging society, and stroke, which is one of the three major causes of death.



## 診療体制

40名を超える神経内科専門医が在籍し、通常外来、専門外来、入院診療を行っています。最先端の画像装置、豊富な実績を持つ各種生検や電気生理技術などを駆使することで正確な診断とより良い治療を行います。

## 対象疾患

アルツハイマー病、認知症、パーキンソン病、パーキンソン症候群、筋萎縮性側索硬化症、球脊髄性筋萎縮症、脊髄小脳変性症、多発性硬化症、ギラン・バレー症候群、重症筋無力症、多発性筋炎、脳卒中、てんかん、頭痛、めまい、しびれなど。

## 得意分野

3テスラMRI、PET、SPECTを用いた認知症やパーキンソン病などの神経変性疾患の診断と治療。生検、電気生理検査、遺伝子検査を用いた末梢神経疾患、筋疾患、脊髄疾患、筋萎縮性側索硬化症などの診断と治療。

## 診療実績

年間外来患者数約22,000人、年間新患者数(当科疾患に限る)約1,000人、年間入院患者数約500人。

## 専門外来

球脊髄性筋萎縮症、筋萎縮性側索硬化症、パーキンソン病、認知症を対象とした専門外来をそれぞれ実施しています。また、セカンドオピニオン外来も行っています。

## 先進医療・研究

各種治験や臨床研究、運動ニューロン疾患、パーキンソン病、レビー小体型認知症などに対する全国多施設前向きコホート研究、各種難治性免疫性疾患に対する免疫グロブリン大量療法や血漿交換療法など。

## Medical Care System

More than 40 neurology specialists in our department provide medical care in the general and specialized outpatient clinic and inpatient medical care. We provide accurate diagnosis and better treatment by utilizing techniques, such as the most advanced imaging devices, and various biopsies and electrophysiological technologies in which we have made extensive achievements.

## Target Diseases

Alzheimer's disease, dementia, Parkinson's disease, Parkinsonism, amyotrophic lateral sclerosis, spinal and bulbar muscular atrophy, spinocerebellar degeneration, multiple sclerosis, Guillain-Barre syndrome, myasthenia gravis, polymyositis, stroke, epilepsy, headache, dizziness, and numbness, etc.

## Strong Fields

Diagnosis and treatment of neurodegenerative diseases such as dementia and Parkinson's disease using three-Tesla MRI, PET, and SPECT. Diagnosis and treatment of diseases such as peripheral nerve disease, muscular disease, spinal cord disease, and amyotrophic lateral sclerosis using biopsy, electrophysiological tests, and genetic testing.

## Clinical Results

The annual number of outpatients: about 22,000; the annual number of new patients (only those with neurological disease): about 1,000; the annual number of inpatients: about 500.

## Specialized Outpatient Clinic

We provide medical care in specialized outpatient clinics for spinal and bulbar muscular atrophy, amyotrophic lateral sclerosis, Parkinson's disease, and dementia. In addition, we are actively involved in the second opinion outpatient clinic.

## Advanced Medicine and Research

Several clinical trials and clinical research, multi-center prospective cohort studies of patients with neurological disorders such as motor neuron diseases, Parkinson's disease, and dementia with Lewy bodies, high-dose immuno globulin therapy and plasma exchange therapy for various intractable immunologic diseases, etc.



## 進行がんに対する積極的治療と 早期がんに対する低侵襲治療の優れた成績

胸部の悪性腫瘍(肺癌、胸腺腫、胸膜中皮腫など)や良性疾患(気胸、炎症性肺疾患など)に対する外科的治療を専門に行う診療科です。

## Excellent achievements in aggressive treatments for advanced disease and minimally invasive surgery for early-stage malignancy

Our department specializes in surgical treatment of thoracic diseases such as malignant tumors (e.g. lung cancer, thymoma, malignant pleural mesothelioma, etc.), benign tumors and benign diseases (e.g. spontaneous pneumothorax, inflammatory lung diseases, etc.).



### 診療体制

常勤医師14名(うち呼吸器外科専門医7名)。毎日外来診察しています(月・水は午後のみ)。治療方針は、呼吸器外科のみではなく、呼吸器内科および放射線科との合同カンファレンスで検討し決定します。

### 対象疾患

原発性肺癌、転移性肺腫瘍、胸腺腫、悪性胸膜中皮腫などの胸部悪性腫瘍、および胸部の良性腫瘍、重症筋無力症(胸腺切除を行います)、炎症性肺疾患、膿胸、気胸、胸部外傷、肺の先天奇形などの非腫瘍性疾患、慢性呼吸不全(肺移植)。

### 得意分野

内視鏡(胸腔鏡)手術から局所進行の肺癌や胸腺腫瘍および悪性胸膜中皮腫、専門的な周術期管理を要する重症の併存疾患(慢性閉塞性肺疾患、心疾患、糖尿病、人工透析など)を有する患者さんの手術。

### 診療実績

2022年の総手術件数は461件で、内訳は肺癌289例、縦隔腫瘍35例、転移性肺腫瘍53例、悪性胸膜中皮腫7例、その他77例でした。ロボット支援手術(RATS)は、161例に行い、日本有数の施設の1つです。2005年～2016年の肺癌手術症例(計2,478例)の全5年生存率は75.5%で、病理病期ではそれぞれIA期88%、IB期79%、IIA期58%、IIB期65%、IIIA期57%です。

### 専門外来

当科の特徴として肺癌、進行浸潤性胸腺腫、悪性胸膜中皮腫に対して極めて豊富な治療経験を有しています。セカンドオピニオン目的の受診も十分可能です。肺移植適応患者の相談なども可能です。

### 先進医療・研究

新たなエビデンス構築のために様々な基礎的研究や臨床試験を行っています。胸腺腫と悪性胸膜中皮腫の分子腫瘍学的特性を解明するため、細胞株の樹立を行っております。手術シミュレーションの臨床応用に向けた研究も行っております。また、術後補助化学療法や早期肺癌に対する縮小手術の多施設共同研究を進め、ロボット支援手術(RATS)についても、肺癌や胸腺腫に対し積極的に行っています。2023年3月に肺移植実施施設となりました。

### Medical Care System

Our department is consisted with fourteen full-time doctors including certified seven thoracic surgeons. We accept out patients for the first consultation every day. Treatment plans for the patient are discussed and determined at the joint conference of the departments of Thoracic Surgery, Respiriology, and Radiology.

### Target Diseases

Main target diseases are thoracic malignant tumors such as primary lung cancer, metastatic lung tumor, thymoma and malignant pleural mesothelioma. Non-neoplastic benign diseases such as myasthenia gravis requiring thymectomy, inflammatory lung diseases, empyema, pneumothorax, chest injury, and congenital pulmonary malformation are also our target diseases. Chronic respiratory failure requiring lung transplantation.

### Strong Fields

We have safely and successfully performed surgical treatment of patient with lung cancer, thymoma and malignant pleural mesothelioma, even in the locally advanced state. Patients with severe comorbidities (e.g. chronic obstructive pulmonary disease, heart disease, diabetes, dialysis, etc.) which require specialized perioperative management are also acceptable for surgical treatment in our department.

### Clinical Results

Total number of the patients with surgical treatment at our departments in 2022 was 461, which were 289 for lung cancer, 35 for mediastinal tumor, 53 for metastatic lung tumor, 7 for malignant pleural mesothelioma, 77 for other diseases. Robot assisted thoracic surgery (RATS) was performed in 161 patients. The 5-year survival in all resected lung cancer from 2005 to 2016 (n=2,478) was 75.5%. The 5-year survival rates according to pathological stage were 88% for I A, 79% for I B, 58% for II A, 65% for II B, 57% for III A, respectively.

### Specialized Outpatient Clinic

Our department is characterized by extensive experiences in treatment of lung cancer, advanced invasive thymoma and malignant pleural mesothelioma. We are always acceptable for patients seeking second opinion. We also accept consultations for patients who are eligible for lung transplantation.

### Advanced Medicine and Research

We conduct various basic research and clinical studies to establish new evidences. We have been culturing thymoma and malignant pleural mesothelioma and tried to establish the cell lines, in order to clarify their oncological characteristics. We conduct research on clinical application of surgical simulation. In addition, we have been conducting multi-institutional studies of postoperative adjuvant chemotherapy for locally advanced lung cancer and limited surgery for early lung cancer. We have also been vigorously applying robot assisted thoracic surgery (RATS), for lung cancer and thymoma. In March 2023, Nagoya University Hospital became one of the lung transplant centers in Japan.

## 心臓外科 Cardiac Surgery

科長 六鹿 雅登 (教授)  
Director MUTSUGA, Masato (Professor)24時間対応のチーム医療体制で  
心臓を守りきる

心臓弁膜疾患、虚血性心疾患などの後天性心疾患および胸部大動脈瘤などの心臓大血管手術を年間約300例行っています。

We protect your heart with our 24-hour-available  
team medical care system

We annually perform about 300 surgeries for acquired heart disease and thoracic aortic disease.



## 診療体制

スタッフ15名でチーム医療体制を敷き、日勤帯・夜勤帯ともに当番医が常勤し、24時間の迅速対応を行っています。

## 対象疾患

心臓弁膜症（大動脈弁狭窄症・逆流症、僧帽弁狭窄症・逆流症など）、虚血性心疾患（狭心症や心筋梗塞など）、大動脈疾患（胸部および胸腹部大動脈瘤、大動脈解離など）、成人の先天性心疾患、不整脈（ペースメーカーや心房細動根治手術など）、カテーテル式弁置換術、重症心不全（補助人工心臓、心臓移植）

## 得意分野

脳保護・脊髄保護を要する弓部大動脈手術や胸腹部大動脈手術、ステントグラフトを応用したハイブリット手術、自己弁を温存する大動脈基部再建術、僧帽弁形成術（右小開胸内視鏡下およびda Vinciを使用したロボット支援下手術）、動脈グラフトを多用した冠動脈バイパス術（とくに人工心肺を使用しないオフポンプ冠動脈バイパス術）、心房細動に対するメイズ手術、重症心不全に対する補助人工心臓治療、心臓移植です。

## 診療実績

心臓弁膜症手術約100例、冠動脈バイパス術約100例、胸部大動脈手術約100例など、年間約300例の心臓・胸部大血管手術を施行しています。

## 専門外来

月～金曜日：心臓・大動脈外科

火曜日：補助人工心臓外来

第1、3木曜日：ペースメーカークリニック（成田講師）

## 先進医療・研究

重症心不全に対する補助人工心臓治療、心臓移植、胸部大動脈瘤に対する人工血管置換術とステント術を組み合わせたハイブリット治療、カテーテル式弁置換術を行っています。

## Medical Care System

We provide 24-hour quick response service with our team medical care system consisting of 15 staff members; an on-duty doctor is always available both during the day shift and the night shift.

## Target Diseases

Valvular heart disease (aortic stenosis / regurgitation, mitral stenosis / regurgitation), ischemic heart disease, thoracic and thoracoabdominal aortic aneurysm, adult congenital heart disease, arrhythmia, TAVI and heart failure (VAD, cardiac transplantation).

## Strong Fields

Aortic arch and thoracoabdominal aortic surgery requiring brain and spinal cord protection, hybrid surgery using stents and grafts, valve-sparing aortic root reconstruction, and mitral valvuloplasty (right open chest endoscopic and robot-assisted using da Vinci). Hybrid surgery using stents and grafts, aortic reimplantation, mitral valve plasty (total endoscopic or robot-assisted surgery using da Vinci), coronary artery bypass surgery using many arterial grafts (especially off-pump coronary artery bypass surgery without cardiopulmonary bypass), and Maze surgery for atrial fibrillation, and ventricular assist device and heart transplantation for severe heart failure.

## Clinical Results

We perform about 300 surgeries of cardiac and thoracic major vessels including surgeries for cardiac valvulopathy in about 100 patients, coronary artery bypass surgeries in about 100 patients, and surgeries of the thoracic aorta in about 100 patients.

## Specialized Outpatient Clinic

Monday through Friday: acquired heart disease and aortic disease

Tuesday: VAD clinic

The 1st and 3rd Thursday: pacemaker clinic (Dr.Narita)

## Advanced Medicine and Research

We use a ventricular assist device (VAD) for severe heart failure, we perform VAD induction, and heart transplantation and perform hybrid therapy for thoracic aortic aneurysm combining blood vessel prosthesis implantation with stenting, and TAVI.

## 患者さんの未来のために 一丸となって取り組む

腫瘍、外傷などにより正常とは異なる状態になったものを、可能な限り正常な状態に近づける診療科です。

## We make efforts as a team for the future of patients

Our department makes efforts to correct various conditions, whose appearance is different from normal because of reasons such as tumor and injury, to as close to normal as possible.



### 診療体制

教授1人、准教授1人、助教3人、医員4人により構成し、より高度で安全な医療を目指しています。新患をはじめ、すべての症例に対して検討会を行い、治療法などを決め、チーム医療体制で行っています。

### 対象疾患

悪性腫瘍切除後の再建、耳・手足の異常、唇裂、漏斗胸、外傷後の再建、あご、ケロイド、傷跡、眼瞼下垂、臍ヘルニア、小耳症、乳房欠損などの再建外科を主として、QOL向上のための形成手術も行っています。

### 得意分野

悪性腫瘍切除後や外傷後のマイクロサージャリーを利用した再建、手術創・外傷後の治癒遅延、糖尿病などの難治性潰瘍、小耳症、手足の先天異常、漏斗胸、乳房再建などです。

### 診療実績

腫瘍切除後の再建、特にマイクロサージャリーを利用した再建は、年間140例以上行っており、98%以上の成功率を挙げています。放射線性潰瘍や骨髄炎など難治性潰瘍の再建を含めた治療も多く、良好な成績を収めています。

### 専門外来

腫瘍外来、難治性潰瘍外来、小児形成外来、内視鏡外来、乳房外来などです。セカンドオピニオンも受け付けています。

### 先進医療・研究

脂肪由来幹細胞、培養表皮移植、バイオマテリアルなどの再生医療研究や、皮弁血流に関する基礎研究、臨床ではマイクロサージャリーを用いた再建術に関する研究などを行っています。

### Medical Care System

Our department, consisting of one professor, one associate professor, three assistant professors, and four doctors, aims to provide more advanced and safer medicine. We provide team medical care: we hold a conference for each patient including new patients to determine therapeutic options.

### Target Diseases

We mainly perform reconstructive surgery including reconstruction after malignant tumor resection, abnormality of ears, hands and feet, cleft lip, funnel chest, reconstruction after injury, birth mark, keloid, scar, ptosis, umbilical hernia, microtia, and absent breast. We also perform plastic surgery for the improvement of QOL.

### Strong Fields

Reconstruction using microsurgery after malignant tumor resection or injury, delayed healing of surgical wound or after injury, intractable ulcer including intractable ulcer associated with diabetes, microtia, congenital anomaly of hands and feet, funnel chest, breast reconstruction, etc.

### Clinical Results

Yearly we perform 140 or more reconstructions after tumor excision, especially those using microsurgery, with a success rate of 98%. We have performed treatment including reconstruction of intractable ulcer such as radiation ulcer and osteomyelitis in a large number of patients and achieved excellent results.

### Specialized Outpatient Clinic

We have outpatient clinics such as a tumor outpatient clinic, intractable ulcer outpatient clinic, pediatric plastic outpatient clinic, endoscopy outpatient clinic, and breast outpatient clinic. We also provide second opinions.

### Advanced Medicine and Research

Our research interests are: Regenerative medicine with Adipose derived stem cells (ADSCs), Cultured skin graft and Biomaterials and Basic research regarding Flap blood flow and Clinical study regarding Microsurgical reconstruction cases.

①-1

患者安全推進部  
医学研究倫理・臨床倫理推進室

①-2

診療科

①-3

中央診療施設等

①-4

薬剤部／看護部／医療技術部／事務部

②

資料

③

施設とアクセス



## 小児外科 Pediatric Surgery

科長 内田 広夫 (教授)  
Director UCHIDA, Hiroo (Professor)

## 小児の外科的疾患に対する低侵襲手術に積極的に取り組む

昭和43年に研究グループとして誕生しましたが、診療科としての独立は平成9年と新しく、現在は東海地方唯一の大学院講座です。

## Actively involved in minimally invasive surgery for treatment of pediatric surgical diseases

Our department was established as a study group in 1968 and became an independent department recently (1997); currently, it is the only graduate course in the Tokai area.



## 診療体制

教授1、特任教授1、講師3、助教3の計8名で年間約500件の手術(新生児80件)と14床の病床を稼働させています。外来日は月曜日、水曜日、木曜日、金曜日の週4回です。

## 対象疾患

心臓、脳神経、整形外科を除く、子どもの頸部、胸部、腹部疾患のほぼすべて、すなわち、呼吸器疾患、消化器疾患、泌尿器疾患の手術治療を行っています。また1,000gに満たない赤ちゃんから思春期の中学生を対象としています。代表的な疾患としては、胆道閉鎖症、先天性胆道拡張症、先天性食道閉鎖症、胃食道逆流症、先天性腸閉鎖症、ヒルシュスプルング病、鎖肛、嚢胞性肺疾患、神経芽腫、肝芽腫、リンパ管奇形、臍径ヘルニア、臍ヘルニア、停留精巣などが挙げられます。

## 得意分野

術後の著しい成長発達を妨げないように、体の負担が少なく、傷跡が目立たない内視鏡手術を積極的に行っています。胆道閉鎖症、先天性胆道拡張症などの肝・胆道系疾患をはじめとして、新生児外科疾患、肺疾患、小児悪性腫瘍、鼠径ヘルニアなども内視鏡を用いた最新の医療を積極的に行っています。多くの新生児外科疾患や小児悪性腫瘍も他科と共同して治療を行っており、日本を代表する施設です。

## 診療実績

2017年から2019年の3年間の総手術件数は1561件、そのうち新生児手術は211件、胆道閉鎖症32件(内視鏡手術32件)、先天性胆道拡張症54件(内視鏡手術54件)、食道閉鎖症18件(内視鏡手術15件)、横隔膜ヘルニア32件(内視鏡手術2件)、肺葉切除44件(43件)。

## 専門外来

木曜日午前中は胆道系疾患専門外来となっております。多岐にわたる疾患に対する内視鏡手術の相談は通常の月、水、金の外来で行っています。セカンドオピニオン外来は随時受け付けています。

## 先進医療・研究

新しい医療機器の開発、尿中の新規腫瘍マーカーの探求、効果的な内視鏡手術手技トレーニング方法の開発、さまざまな希少疾患に対する臨床研究など多くの研究を積極的に行っています。



〈独自ホームページ〉

<https://www.med.nagoya-u.ac.jp/pedsurg/>

## Medical Care System

A total of 8 staff members (one professor, one specially appointed professor, three lecturers, three assistant professors) perform about 500 surgeries (80 are for neonates) a year and have 14 beds to provide medical care to patients. The outpatient clinic is open on Monday, Wednesday, Thursday and Friday.

## Target Diseases

We perform surgical treatments for nearly all pediatric neck, thoracic, and abdominal disorders, excluding those involving the heart, cranial nerves, and orthopedic surgery. We treat illnesses of the respiratory, digestive, and urinary systems in children ranging from infants under 1,000g to junior high school students. Some examples of conditions we treat include biliary atresia, congenital biliary dilatation, congenital esophageal atresia, gastroesophageal reflux disease, congenital intestinal atresia, Hirschsprung's disease, anal atresia, cystic lung disease, neuroblastoma, hepatoblastoma, lymphangioma, inguinal hernia, umbilical hernia, cryptorchism, and so on.

## Strong Fields

We are proactive in using endoscopic surgical techniques that cause less physical strain and leave fewer scars, so as not to hinder growth and development. We actively employ endoscopic treatment for biliary atresia, congenital biliary dilatation, esophageal atresia, duodenal atresia, cystic lung disease, neuroblastoma, inguinal hernia, and so on. We treat patients with neonatal surgical disease and pediatric malignancy in cooperation with other departments and have provided medical care to an extensive number of patients.

## Clinical Results

Total number of operations over the three years from 2017 to 2019 was 1561. Newborn surgery 211, biliary atresia 32 (minimally invasive surgery 32), congenital biliary dilatation 54 (minimally invasive surgery 54), esophageal atresia 18 (minimally invasive surgery 15), diaphragmatic hernia 32 (minimally invasive surgery 2), pulmonary lobectomy 44 (minimally invasive surgery 43).

## Specialized Outpatient Clinic

We provide outpatient for hepatobiliary disease Thursday morning and consultation for minimally invasive surgery at any time of regular outpatient service on Monday, Wednesday, and Friday. We accept patients in the second opinion clinic as needed.

## Advanced Medicine and Research

Our main research themes include the development of new medical devices, the search for new tumor markers in urine, the development of training system for minimally invasive surgery, and clinical research for various rare diseases for pediatric patients.



〈Website of the Department〉

<https://www.med.nagoya-u.ac.jp/pedsurg/pg195.html>

## 何科を受診すべきかわからない場合でも心強い

当科は、身体と心、さらには家庭から社会まで視野に入れた全人的医療を提供します。

## The department where patients can seek for help whenever they are not sure which specialities are appropriate

Our department provides comprehensive medicine, which takes into consideration the physical and mental aspects of patients, patient's family, and community environment.



### 診療体制

教員7名(地域医療教育学寄附講座、卒後臨床研修・キャリア形成支援センター教員を含む)、医員2名、研修登録医4名が診療に従事し、毎日再診外来2～3診、初診外来2診、入院病床7床を運営しています。

### 対象疾患

どのような健康問題にも対応します。そして、専門的な診療が必要な場合は専門診療科に診療を依頼します。また、専門診療科からのコンサルテーションも受けます。

### 得意分野

患者さんが抱えるさまざまな健康問題を抽出し、それらを総合的に解釈し、問題解決へと導きます。予防と医療と介護・福祉を連続したものとして扱い、そのすべてに関わっていきます。

### 診療実績

再診外来患者数は1日約40人、初診外来患者数は1日5～8人です。入院診療は主科7人前後、副科2～3人を担当しています。他科からのコンサルテーション依頼は30件／月前後です。

### 専門外来

漢方外来: 月曜日および木曜日  
慢性疲労外来: 火曜日

### 先進医療・研究

教育に関する研究、診療に関する研究、疫学研究など多岐にわたる研究に取り組んでいます。それらに共通することは、臨床あるいは医学教育を行うなかで生じた疑問やニーズに立脚していることです。

### Medical Care System

Seven academic personnel (including academic personnel of Department of Education for Community-Oriented Medicine and Center for Postgraduate Clinical Training and Career Development), two doctors and four registered trainee doctors provide medical care every day to patients in two to three revisit outpatient examination rooms and two first-visit outpatient examination rooms and seven inpatient beds.

### Target Diseases

We provide medical care to patients for whom a certain department cannot be specified. If a patient needs to see a specialist, we refer the patient to a specialized department. We also accept consultations from specialized departments.

### Strong Fields

We identify various health problems of patients, interpret them comprehensively, and finally solve them. We consider prevention, medical care, and welfare as a continuum and are involved in each component.

### Clinical Results

The daily number of revisit outpatients is about 40, and the daily number of first-visit outpatients is 5 to 8. For inpatient medical care, we are in charge of around seven beds and see two to three patients as a consultant. We accept about 30 consultations from other departments a month.

### Specialized Outpatient Clinic

Kampo Medicine: Monday and Thursday  
Chronic Fasting: Tuesday

### Advanced Medicine and Research

We conduct various researches such as research on education, research on medical care, and epidemiological research. What is common among these researches is that it is based on questions and the needs arising in clinical settings or medical education.

## 救急科 Emergency and Critical Care Medicine

科長 山本 尚範 (講師)  
Director YAMAMOTO, Takanori (Lecturer)

## |安心して受診できる救急診療体制を

救急外来は、救急科と各専門診療科の専門医により、24時間体制で運用されています。一次から三次救急患者まで、すべての救急患者を対象とし、緊急度・重症度に応じて適切な診療を行います。救急科の医師は、救急・内科系集中治療部の診療も担っており、連携して重症患者を受け入れています。

## An emergency medicine care system that enables patient to receive safe and secure treatment

A 24-hour emergency department is operated under the direction of emergency medicine physicians and specialist in each field. Provision of the best possible medical service to patients ranging from primary to tertiary emergencies in cooperation with all clinical department. We deal with patients in serious condition who need emergency care at the Department of Emergency and Medical Intensive Care Unit.



## 診療体制

救急外来は、救急科と各専門診療科の専門医により、24時間体制で運用されています。救急科の医師は、救急・内科系集中治療部 (EMICU) の診療を担っており、EMICUと連携して重症患者を受け入れています。

名古屋市内最後の砦として約250台の新型コロナウイルス感染症の重症患者搬送を引き受けました。これは国立大学病院でトップクラスです。

## 対象疾患

一次から三次救急患者まで、すべての救急患者を対象とし、緊急度・重症度に応じて適切な診療を行います。当院に受診歴のある患者さんの急変は原則受け入れ、複雑な病態にも対応します。

## 特色

救急外来には、救急科および各専門診療科の医師が勤務しており、緊急性の高い患者さんに対応します。また専門治療が必要な病態に対しては、時間外であっても各専門領域の医師に診療を求められる体制となっています。

## 診療実績

2022年度総救急患者数は約6,100名、救急車搬入台数は約1,600台です。また、救急救命士の就業前・現任教育実習にも協力するとともに、災害拠点病院として大規模災害のために設備を整えるように工夫しています。

## その他の取り組み

普段かかりつけの専門診療科以外の病気であっても、緊急な状態であれば救急外来を受診頂けます。必要に応じて、専門診療科の診療を得られるシステムとしています。

## Medical Care System

A 24-hour emergency department is operated under the direction of emergency medicine physicians and specialists in each field. We deal with patients in serious condition who need emergency care at the Department of Emergency and Medical Intensive Care Unit.

## Target Diseases

Provision of the best possible medical service to patients ranging from primary to tertiary emergencies in cooperation with all clinical department. Our treatment policy is that in principle we accept any emergency patients who have consulted us before, prepared for complicated medical condition.

## Features

Emergency and critical care medicine physicians and specialists in each field are stationed in the emergency department, prepared for every kind of medical emergency. In addition, we have introduced an on-duty system in every medical department to provide medical care in each specialized field.

## Clinical Results

The number of emergency patients totaled about 6,100 in fiscal year 2022, and about 1,600 of them were brought in by ambulance. The department collaborates on pre-employment and in-service training for emergency medicine technicians. As a disaster base hospital, the facility actively prepares for major disasters.

## Other Undertakings

Even if a patient develops a medical emergency that is different from their regular medical problems, they can visit the emergency department to receive emergency care. This system allows patients to receive treatment at an appropriate specialized medical department.